

1
UNIT

Introduction

CONTENTS

Part-1 : Introduction, What is 1-2W to 1-9W
Computer Security and
What to learn ?

Part-2 : Sample Attacks, 1-9W to 1-14W
The Marketplace
For Vulnerabilities,
Error 404 Hacking
Digital India Part 1 Chase

Part-3 : Control Hijacking, More 1-14W to 1-18W
Control Hijacking Attacks
Integer Overflow, More control
Hijacking Attacks Format
String Vulnerabilities

Part-4 : Defense Against Control 1-18W to 1-20W
Hijacking-Platform Defense,
Defense Against Control
Hijacking-Run-time Defense,
Advanced Control Hijacking Attacks

PART-1

Introduction, What is Computer Security and What to Learn ?

Questions-Answers

Long Answer Type and Medium Answer Type Questions

Que 1.1. Explain briefly computer security. How you will design the policies for information security within an organization ?

Answer

1. Computer security is the protection of information systems from theft or damage to the hardware, software and to the information on them.
2. It includes controlling physical access to the hardware, as well as protecting against harm that may come via network access, data and code injection, and due to malpractice by operators.

We can design the policies for information security within an organization by providing :

1. **Confidentiality** : Only authorized users can access the data resources and information.
2. **Integrity** : Only authorized users should be able to modify the data when needed.
3. **Availability** : Data should be available to users when needed.
4. **Authentication** : Communicating with the authorized.

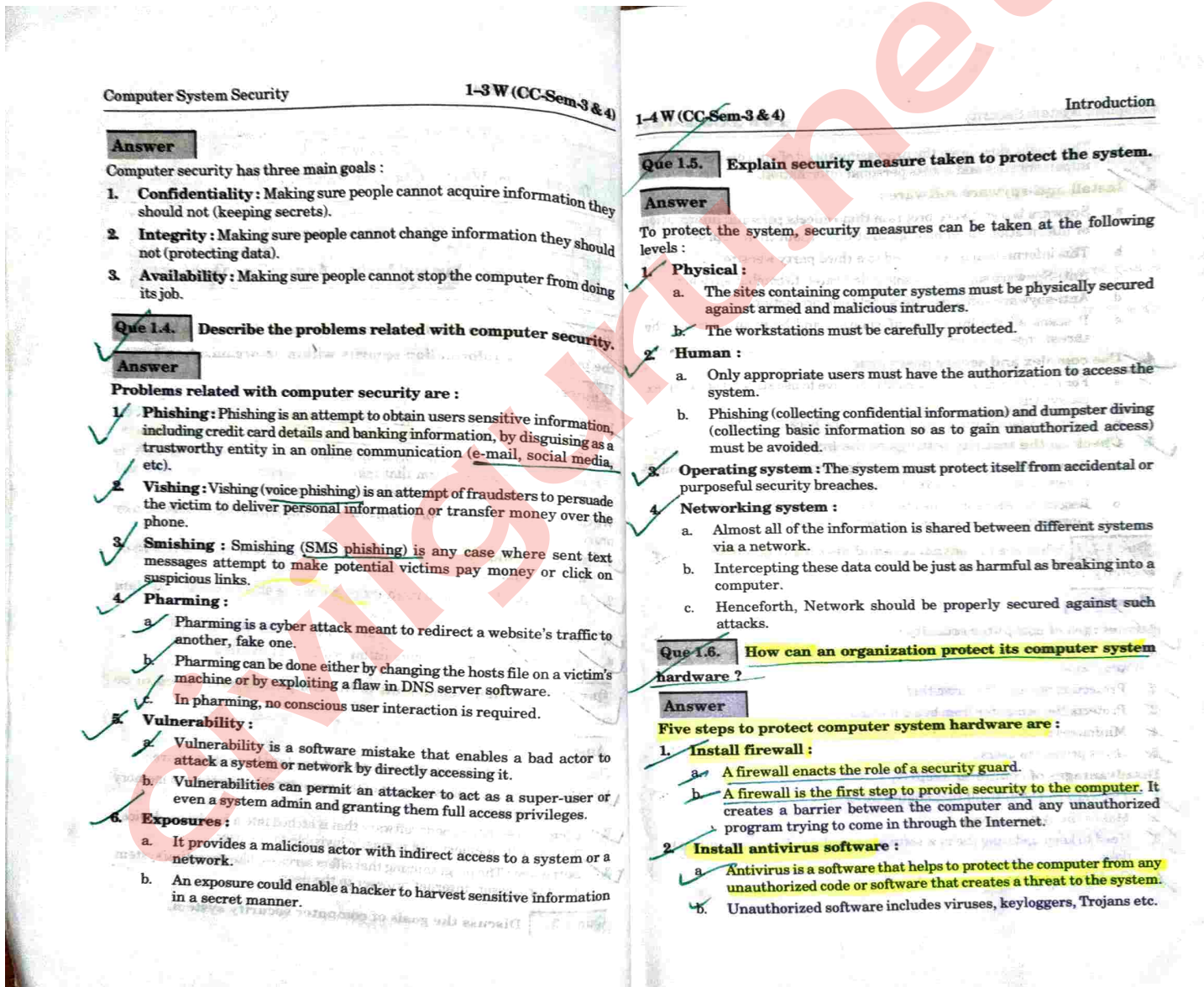
Que 1.2. Which components of the computer system need to be secure ?

Answer

The components of a computer system that needs to be protected are :

1. **Hardware** : The physical part of the computer, like the system memory and disk drive.
2. **Firmware** : Permanent software that is etched into a hardware device's non-volatile memory and is mostly invisible to the user.
3. **Software** : The programming that offers services, like operating system, word processor, internet browser to the user.

Que 1.3. Discuss the goals of computer security system.



Computer System Security

1-5 W (CC-Sem-3 & 4)

c. This might slow down the processing speed of our computer, delete important files and access personal information.

3. **Install anti-spyware software :**

- a. Spyware is a software program that collects personal information or information about an organization without their approval.
- b. This information is redirected to a third party website.
- c. Anti-Spyware software is solely dedicated to combat spyware.
- d. Anti-spyware software offers real time protection.
- e. It scans all the incoming information and helps in blocking the threat once detected.

4. **Use complex and secure passwords :**

- a. For maintaining system security we have to use strong and complex passwords.
- b. Complex passwords are difficult for the hackers to find.

5. **Check on the security settings of the browser :**

- a. Browsers have various security and privacy settings that we should review and set to the level we desire.
- b. Recent browsers give us ability to tell websites to not track our movements, increasing our privacy and security.

Que 1.7. What are the advantages and disadvantages of computer security ?

Answer

Advantages of computer security :

- 1. Protects system against viruses, worms, spyware and other unwanted programs.
- 2. Protection against data from theft.
- 3. Protects the computer from being hacked.
- 4. Minimizes computer freezing and crashes.
- 5. Gives privacy to users.

Disadvantages of computer security :

- 1. Firewalls can be difficult to configure correctly.
- 2. Makes the system slower.
- 3. Need to keep updating the new software in order to keep security up to date.
- 4. Could be costly for average user.

1-6 W (CC-Sem-3 & 4)

Introduction

Que 1.8. Write short note on security policy used for computer systems.

Answer

General policies :

- 1. This is the policy which defines the rights of the staff and access level to the systems.
- 2. It is included even in the communication protocol as a preventive measure in case there are any disasters.

Server policies :

- 1. This defines who should have access to the specific server and with what rights.
- 2. It also includes which software's should be installed, level of access to internet, how they should be updated.

Firewall access and configuration policies :

- 1. It defines who should have access to the firewall and what type of access, like monitoring, rules change.
- 2. It also includes which ports and services should be allowed.

Backup policies :

- 1. It defines who is the responsible person for backup, what should be the backup, where it should be backed up, how long it should be kept and the frequency of the backup.

VPN policies :

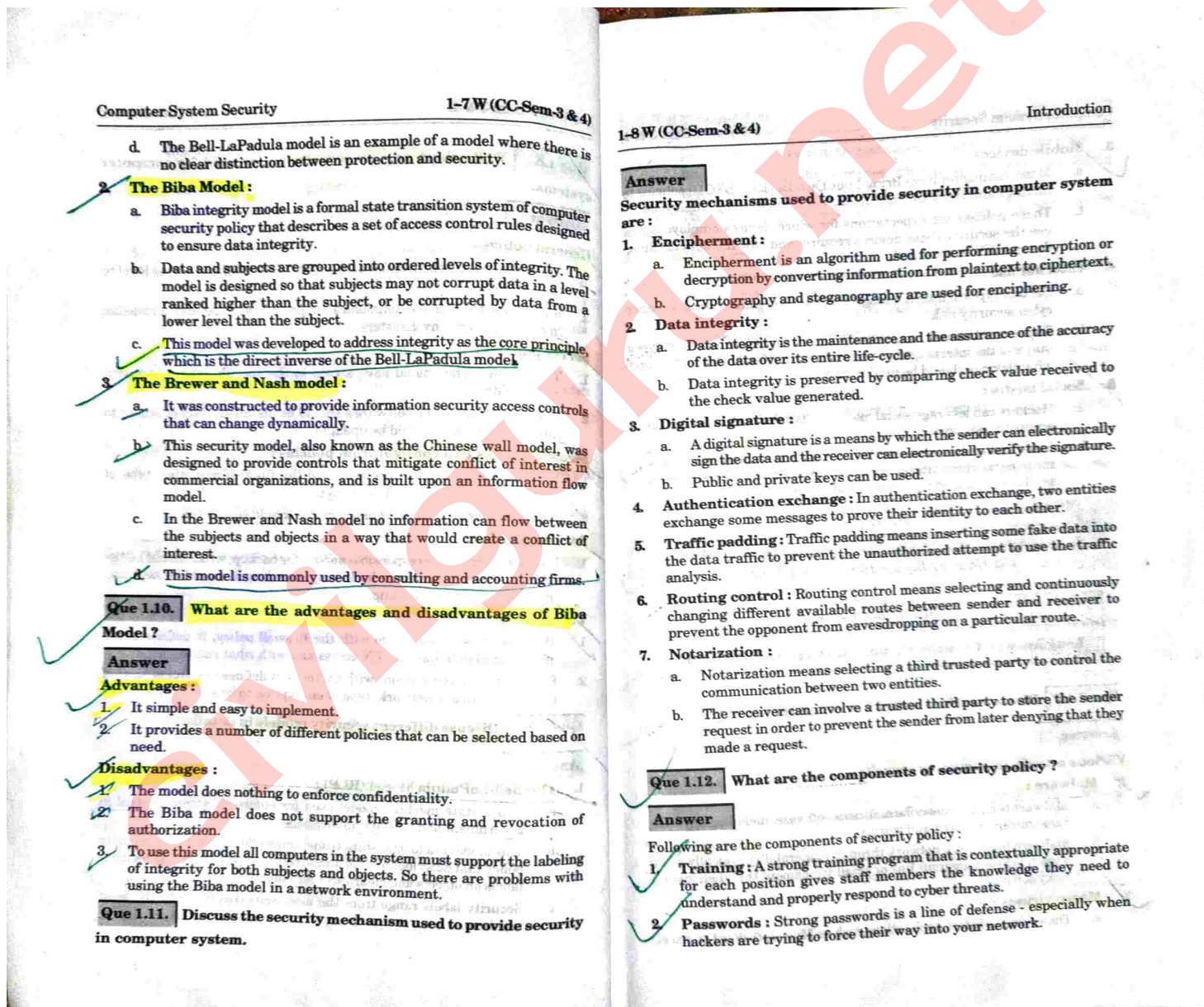
- 1. These policies generally go with the firewall policy, it defines those users who should have a VPN access and with what rights.
- 2. For site-to-site connections with partners, it defines the access level of the partner to our network, type of encryption to be set.

Que 1.9. Discuss different security models in details.

Answer

1. **The Bell-LaPadula Model (BLP) :**

- a. It is a state machine model used for enforcing access control in government and military applications.
- b. This model is a formal state transition model of computer security policy that describes a set of access control rules which use security labels on objects and clearances for subjects.
- c. Security labels range from the most sensitive down to the least sensitive.



d. The Bell-LaPadula model is an example of a model where there is no clear distinction between protection and security.

2. The Biba Model :

- a. Biba integrity model is a formal state transition system of computer security policy that describes a set of access control rules designed to ensure data integrity.
- b. Data and subjects are grouped into ordered levels of integrity. The model is designed so that subjects may not corrupt data in a level ranked higher than the subject, or be corrupted by data from a lower level than the subject.
- c. This model was developed to address integrity as the core principle, which is the direct inverse of the Bell-LaPadula model.

3. The Brewer and Nash model :

- a. It was constructed to provide information security access controls that can change dynamically.
- b. This security model, also known as the Chinese wall model, was designed to provide controls that mitigate conflict of interest in commercial organizations, and is built upon an information flow model.
- c. In the Brewer and Nash model no information can flow between the subjects and objects in a way that would create a conflict of interest.
- d. This model is commonly used by consulting and accounting firms.

Que 1.10. What are the advantages and disadvantages of Biba Model ?

Answer

Advantages :

- 1. It simple and easy to implement.
- 2. It provides a number of different policies that can be selected based on need.

Disadvantages :

- 1. The model does nothing to enforce confidentiality.
- 2. The Biba model does not support the granting and revocation of authorization.
- 3. To use this model all computers in the system must support the labeling of integrity for both subjects and objects. So there are problems with using the Biba model in a network environment.

Que 1.11. Discuss the security mechanism used to provide security in computer system.

Answer

Security mechanisms used to provide security in computer system are :

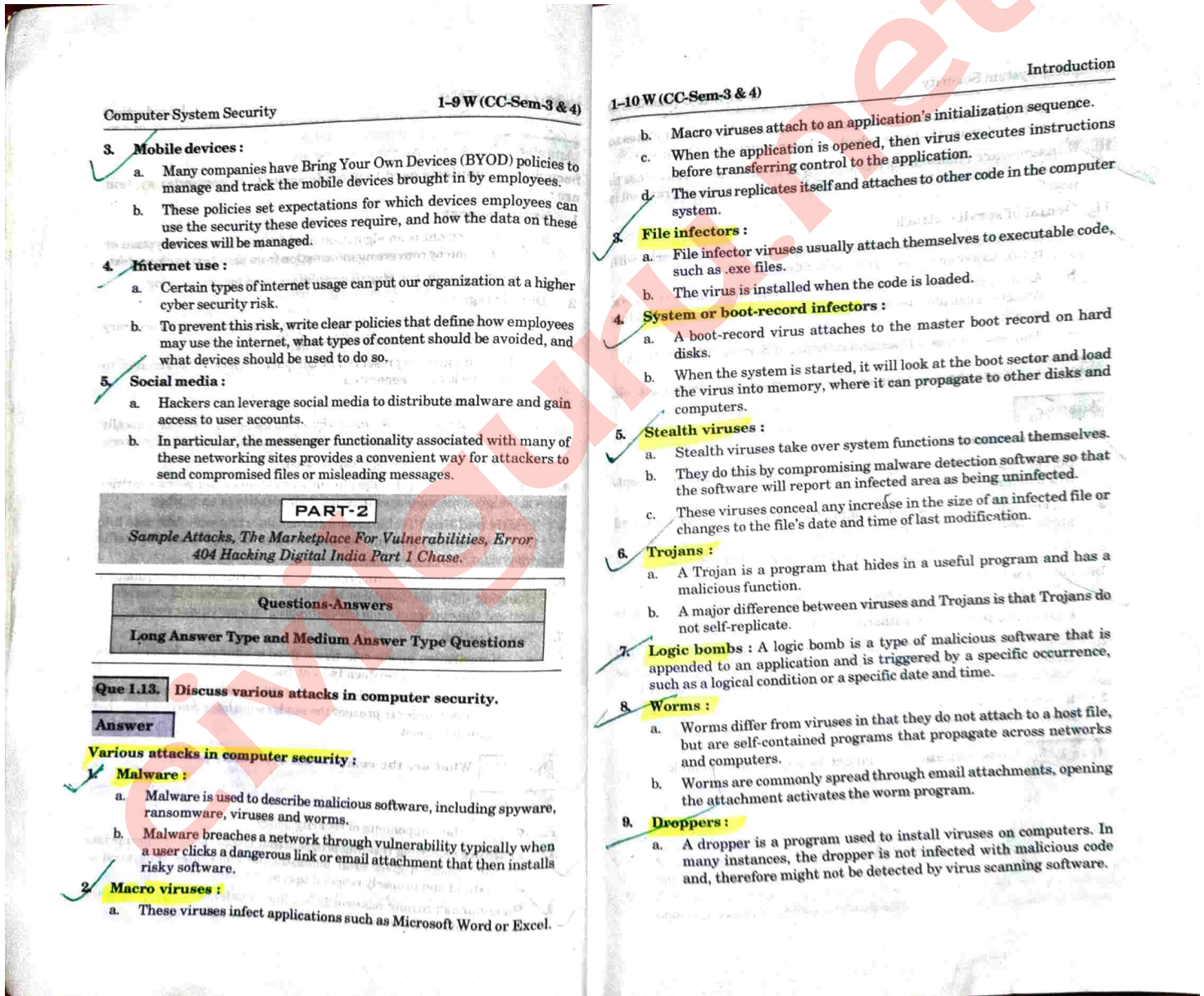
1. **Encipherment :**
 - a. Encipherment is an algorithm used for performing encryption or decryption by converting information from plaintext to ciphertext.
 - b. Cryptography and steganography are used for enciphering.
2. **Data integrity :**
 - a. Data integrity is the maintenance and the assurance of the accuracy of the data over its entire life-cycle.
 - b. Data integrity is preserved by comparing check value received to the check value generated.
3. **Digital signature :**
 - a. A digital signature is a means by which the sender can electronically sign the data and the receiver can electronically verify the signature.
 - b. Public and private keys can be used.
4. **Authentication exchange :** In authentication exchange, two entities exchange some messages to prove their identity to each other.
5. **Traffic padding :** Traffic padding means inserting some fake data into the data traffic to prevent the unauthorized attempt to use the traffic analysis.
6. **Routing control :** Routing control means selecting and continuously changing different available routes between sender and receiver to prevent the opponent from eavesdropping on a particular route.
7. **Notarization :**
 - a. Notarization means selecting a third trusted party to control the communication between two entities.
 - b. The receiver can involve a trusted third party to store the sender request in order to prevent the sender from later denying that they made a request.

Que 1.12. What are the components of security policy ?

Answer

Following are the components of security policy :

1. **Training :** A strong training program that is contextually appropriate for each position gives staff members the knowledge they need to understand and properly respond to cyber threats.
2. **Passwords :** Strong passwords is a line of defense - especially when hackers are trying to force their way into your network.



Computer System Security

1-9 W (CC-Sem-3 & 4)

3. Mobile devices :

- a. Many companies have Bring Your Own Devices (BYOD) policies to manage and track the mobile devices brought in by employees.
- b. These policies set expectations for which devices employees can use the security these devices require, and how the data on these devices will be managed.

4. Internet use :

- a. Certain types of internet usage can put our organization at a higher cyber security risk.
- b. To prevent this risk, write clear policies that define how employees may use the internet, what types of content should be avoided, and what devices should be used to do so.

5. Social media :

- a. Hackers can leverage social media to distribute malware and gain access to user accounts.
- b. In particular, the messenger functionality associated with many of these networking sites provides a convenient way for attackers to send compromised files or misleading messages.

PART-2

Sample Attacks, The Marketplace For Vulnerabilities, Error 404 Hacking Digital India Part 1 Chase.

Questions-Answers

Long Answer Type and Medium Answer Type Questions

Que 1.13. Discuss various attacks in computer security.

Answer

Various attacks in computer security :

1. Malware :

- a. Malware is used to describe malicious software, including spyware, ransomware, viruses and worms.
- b. Malware breaches a network through vulnerability typically when a user clicks a dangerous link or email attachment that then installs risky software.

2. Macro viruses :

- a. These viruses infect applications such as Microsoft Word or Excel.

Introduction

1-10 W (CC-Sem-3 & 4)

- b. Macro viruses attach to an application's initialization sequence.
- c. When the application is opened, then virus executes instructions before transferring control to the application.
- d. The virus replicates itself and attaches to other code in the computer system.

3. File infectors :

- a. File infector viruses usually attach themselves to executable code, such as .exe files.
- b. The virus is installed when the code is loaded.

4. System or boot-record infectors :

- a. A boot-record virus attaches to the master boot record on hard disks.
- b. When the system is started, it will look at the boot sector and load the virus into memory, where it can propagate to other disks and computers.

5. Stealth viruses :

- a. Stealth viruses take over system functions to conceal themselves.
- b. They do this by compromising malware detection software so that the software will report an infected area as being uninfected.
- c. These viruses conceal any increase in the size of an infected file or changes to the file's date and time of last modification.

6. Trojans :

- a. A Trojan is a program that hides in a useful program and has a malicious function.
- b. A major difference between viruses and Trojans is that Trojans do not self-replicate.

7. Logic bombs :

- a. A logic bomb is a type of malicious software that is appended to an application and is triggered by a specific occurrence, such as a logical condition or a specific date and time.

8. Worms :

- a. Worms differ from viruses in that they do not attach to a host file, but are self-contained programs that propagate across networks and computers.
- b. Worms are commonly spread through email attachments, opening the attachment activates the worm program.

9. Droppers :

- a. A dropper is a program used to install viruses on computers. In many instances, the dropper is not infected with malicious code and, therefore might not be detected by virus scanning software.

- b. A dropper can also connect to the Internet and download updates to virus software that is resident on a compromised system.
10. **Ransomware**: Ransomware is a type of malware that blocks access to the victim's data and threatens to publish or delete it unless a ransom is paid.
11. **Denial of service attack**:
- A denial of service attack floods systems, servers, or networks with traffic to exhaust resources and bandwidth.
 - As a result, the system is unable to fulfill legitimate requests. Attackers can also use multiple compromised devices to launch this attack.
 - This is known as a Distributed Denial of Service (DDoS) attack.

Que 1.14. Write short note on server-side attack and insider attack.

Answer

Server-side attacks :

- Server-side attacks are launched directly from an attacker (the client) to a listening service.
- Server-side attacks seek to compromise and breach the data and applications that are present on a server.
- Server-side attacks exploit vulnerabilities in installed services.

Insider attacks :

- An insider attack is a malicious attack executed on a network or computer system by a person with authorized system access.
- Insiders that perform attacks have a distinct advantage over external attackers because they have authorized system access and also may be familiar with network architecture and system policies/procedures.
- In addition, there may be less security against insider attacks because many organizations focus on protection from external attacks.

Que 1.15. Differentiate between active and passive attack.

Answer

Basis for comparison	Active attack	Passive attack
Basic	Active attack tries to change the system resources or affect their operation	Passive attack tries to read or make use of information from the system but does not influence system resources
Modification in the information	Occurs	Does not take place
Harm to the system	Always causes damage to the system	Do not cause any harm
Threat to	Integrity and availability	Confidentiality
Attack awareness	The entity (victim) gets informed about the attack	The entity is unaware of the attack
Task performed by the attacker	The transmission is captured by physically controlling the portion of a link	Just need to observe the transmission
Emphasis is on	Detection	Prevention

Que 1.16. Write a short note on marketplace for vulnerabilities.

Answer

- Vulnerable consumers fail to understand their preferences and lack the knowledge, skills, or freedom to act on them.
- To protect them, we can censor information, restrict choices, and mandate behaviors.
- One-fifth of the public is functionally illiterate and substantial majority of consumers (adolescents included) appear to be marketplace literate.
- Rather than curtail consumer prerogatives to protect a vulnerable minority, education reform focused on the values, knowledge, and skills necessary to create and navigate responsive markets should be developed.
- Reformed adult and adolescent education can refine, expand, and accelerate learner's informal and experiential understanding of marketplace fundamentals.
- The aim is to significantly replace trial and error with a robust understanding of markets, markets habitually governed by social virtues.

7. Evidence suggests that these aims can be better achieved via adolescent choice and should be the focus of adult basic education reform.

Que 1.17. How can we defend zero-day vulnerabilities ?

Answer

1. A zero-day vulnerability is a computer software vulnerability that is unknown to, or unaddressed by, those who should be interested in mitigating the vulnerability (including the vendor of the target software).
2. Until the vulnerability is mitigated, hackers can exploit it to adversely affect computer programs, data, additional computers or a network.
3. An exploit directed at a zero-day is called a zero-day exploit, or zero-day attack.
4. The term 'zero-day' referred to the number of days since a new piece of software was released to the public. So, 'zero-day' software was software that had been obtained by hacking into a developer's computer before release.
5. The term was applied to the vulnerabilities that allowed this hacking, and to the number of days that the vendor has had to fix them.
6. Once the vendor learns of the vulnerability, the vendor will usually create patches or advise workarounds to mitigate it.
7. The more recently that the vendor has become aware of the vulnerability, the more likely that no fix or mitigation has been developed.
8. Even after a fix is developed, the fewer the days, the higher the probability that an attack against the afflicted software will be successful, because not every user of that software will have applied the fix.
9. For zero-day exploits, unless the vulnerability is inadvertently fixed, For example, by an unrelated update that happens to fix the vulnerability, the probability that a user has applied a vendor-supplied patch that fixes the problem is zero, so the exploit would remain available. Zero-day attacks are a severe threat.

Que 1.18. Discuss error 404 hacking digital India part 1 chase.

Answer

1. In error 404 hacking digital India part 1 chase, the cyber crime and cyber attacks hack the information of users like bank detail and personal information.
2. It is real time incident. In this, attacker or hacker creates an attractive video so that victim gets attracted and plays that video into system.
3. When we clicked on video to play then at the time of buffering, hacker can know our current location and GPS history but also have complete access to our contacts, text messages, Facebook, Whatsapp and most importantly our bank details, including our CVV number.

Hackers are creating a kind Trojan file, and android apk files. The apk files that will be distributed all over the internet. Those who download this file will be hacked easily.

5. Potential cyber attacks that is most common in error 404 hacking :

a. Web application attacks :

- i. A web application is a client-server computer program which uses web browsers and web technology to allow its visitors to store and retrieve data to/from the database over the internet.
- ii. If there is flaw in the web application, it allows the attacker to manipulate data using SQL injection attack.

b. Network security attacks :

- i. Network security attacks are unauthorized actions against private, corporate or governmental IT assets in order to destroy them; modify them or steal sensitive data.
- ii. As more enterprises invite employees to access data from mobile devices, networks become vulnerable to data theft or total destruction of the data or network.

c. Mobile security attacks :

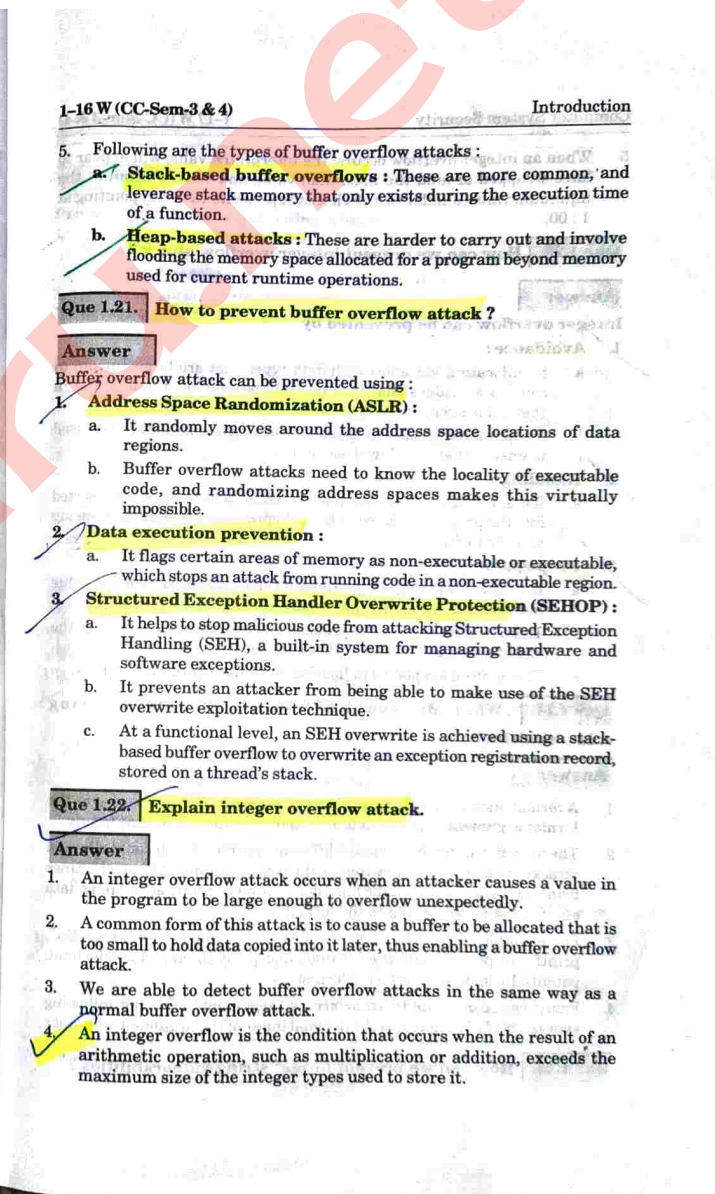
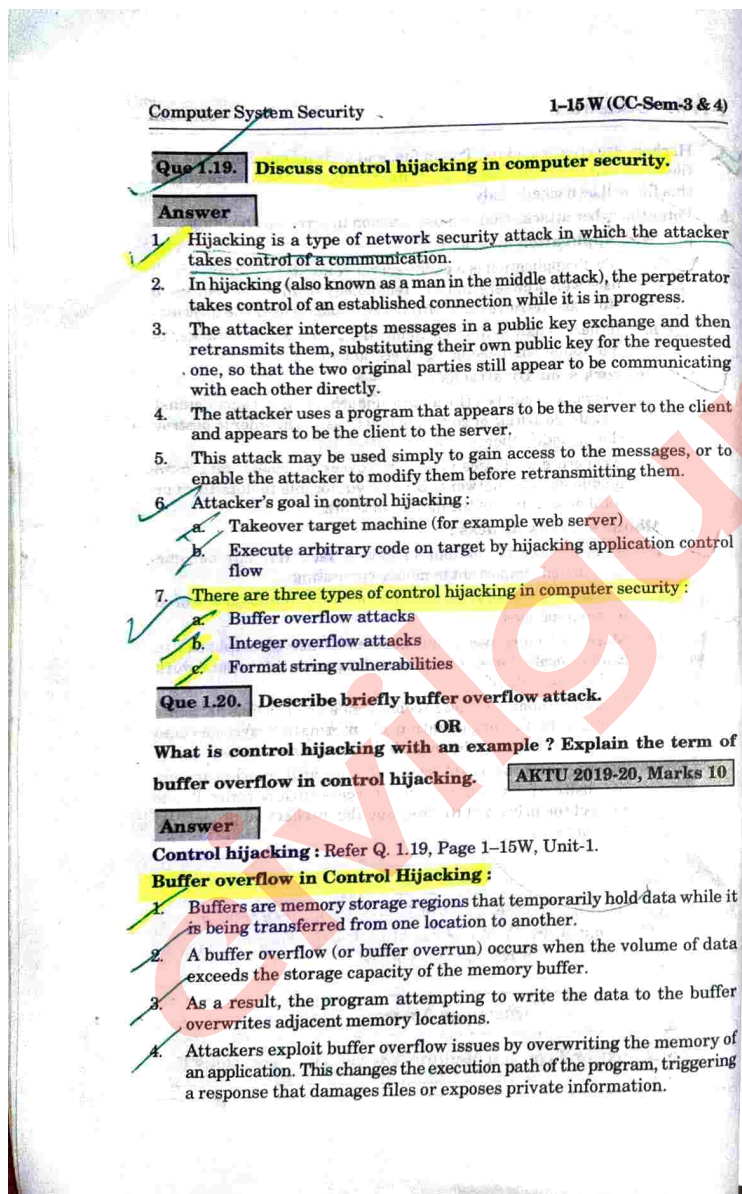
- i. Mobile security, or mobile device security, has become increasingly important in mobile computing.
- ii. The security of personal and business information now stored on smartphones.
- iii. More and more users and businesses use smartphones to communicate, but also to plan and organize their users' work and also private life.
- iv. Within companies, these technologies are causing profound changes in the organization of information systems and therefore they have become the source of new risks.
- v. Indeed, smartphones collect and compile an increasing amount of sensitive information to which access must be controlled to protect the privacy of the user and the intellectual property of the company.

PART-3

Control Hijacking, More Control Hijacking Attacks Integer Overflow, More Control Hijacking Attacks Format String Vulnerability.

Questions-Answers

Long Answer Type and Medium Answer Type Questions



5. When an integer overflow occurs, the interpreted value will appear to have wrapped around the maximum value and started again at the minimum value, similar to a clock that represents 13:00 by pointing at 1:00.

Que 1.23. How can we prevent integer overflow attack ?

Answer

Integer overflow can be prevented by :

1. **Avoidance :**
 - a. By allocating variables with data types that are large enough to contain all values that may possibly be computed and stored in them, it is always possible to avoid overflow.
 - b. Static analysis tools and formal verification techniques can be used to ensure that overflow does not occur.
2. **Handling :**
 - a. If it is anticipated that overflow may occur, then tests can be inserted into the program to detect when it happens and do other processing to mitigate it.
3. **Propagation :**
 - a. If a value is too large to be stored it can be assigned a special value indicating that overflow has occurred.
 - b. This is useful so that the problem can be checked for once at the end of a long calculation rather than after each step.
 - c. This is often supported in floating point hardware called FPUs.

Que 1.24. What do you understand by format string vulnerabilities ?

Answer

1. A format string vulnerability is a bug where user input is passed as the format argument to printf, scanf, or another function in that family.
2. The format argument has many different specifies which could allow an attacker to leak data if they control the format argument to printf. Since printf and scanf are variadic functions, they will continue popping data off of the stack according to the format.
3. For example, if we can make the format argument "%x.%x.%x.%x", printf will pop off four stack values and print them in hexadecimal, potentially leaking sensitive information.
4. Printf can also index to an arbitrary "argument" with the following syntax: "%n\$x" (where n is the decimal index of the argument we want).

Que 1.25. How can we prevent format string vulnerabilities ?

Answer

Preventing format string vulnerabilities :

1. Always specify a format string as part of program, not as an input. Most format string vulnerabilities are solved by specifying "%s" as format string and not using the data string as format string.
2. Make the format string a constant.
3. If the above two practices are not possible, use defenses such as Format_Guard.

PART-4

Defense Against Control Hijacking-Platform Defense, Defense Against Control Hijacking-Run-Time Defense, Advanced Control Hijacking Attacks.

Questions-Answers

Long Answer Type and Medium Answer Type Questions

Que 1.26. How can we control hijacking attack ?

Answer

Hijacking attack is controlled through :

- i. **Platform defense :** Through platform defense we can prevent target machine by using :
 1. **Fixed the bug :**
 - a. Audit software through automated tools.
 - b. Rewrite software in a safe language.
 - c. Concede overflow, but prevent code execution.
 - d. Add run-time code to detect overflows exploits.
 - i. Halt process when overflow exploit detected
 - ii. Stackguard
 2. **Marking memory as non-execute :**
 - a. Prevent attack code execution by marking stack and heap as non-executable.
- ii. **Run-time defense :**
 1. In run-time defense, we tests for stack integrity.
 2. We embed "canaries" in stack frames and verify their integrity prior to function return. There are two types of canaries :

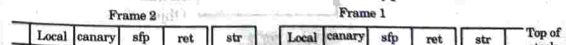


Fig. 1.26.1.

a. Random canary :

- i. In random canary, random string is chosen at program startup.
- ii. Insert canary string into every stack frame.
- iii. Verify canary before returning from function :
 - a. Exit program if canary changed.
 - b. Turns potential exploit into DoS.
- iv. To corrupt, attacker must learn current random string.

b. Terminator canary :

- i. String functions will not copy beyond terminator.
- ii. Attacker cannot use string functions to corrupt stack.

iii. Heap protection :

- a. It protects function pointers and setjump buffers by encrypting them.
- b. It has less effective and more noticeable performance effects.

Que 1.27. Explain heap spray attack with its techniques ?

Answer

- a. Heap spraying is a technique used in exploits to facilitate arbitrary code execution.
- b. In heap spray attack, we put number of copy of exploit(shell) code in various places of heaps.
- c. It is reliable method for exploiting heap overflows as shown :



Fig. 1.27.1.

d. After overflow of buf (buffer).

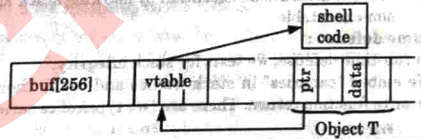


Fig. 1.27.2.

e. Here, attacker does not know where browser places shell code on the heap.



Fig. 1.27.3.

Following are the techniques used in heap spray attack :

1. Heap spraying :

- a. Use JavaScript to spray heap with shell code.
- b. Then point vtable ptr anywhere in spray area.
- c. Pointing func-ptr almost anywhere in heap will cause shell code to execute.

2. Vulnerable buffer placement :

- a. Placing vulnerable buf[256] next object O :
 - i. By sequence of JavaScript allocations and frees make heap look as follows :

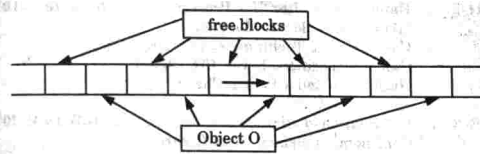


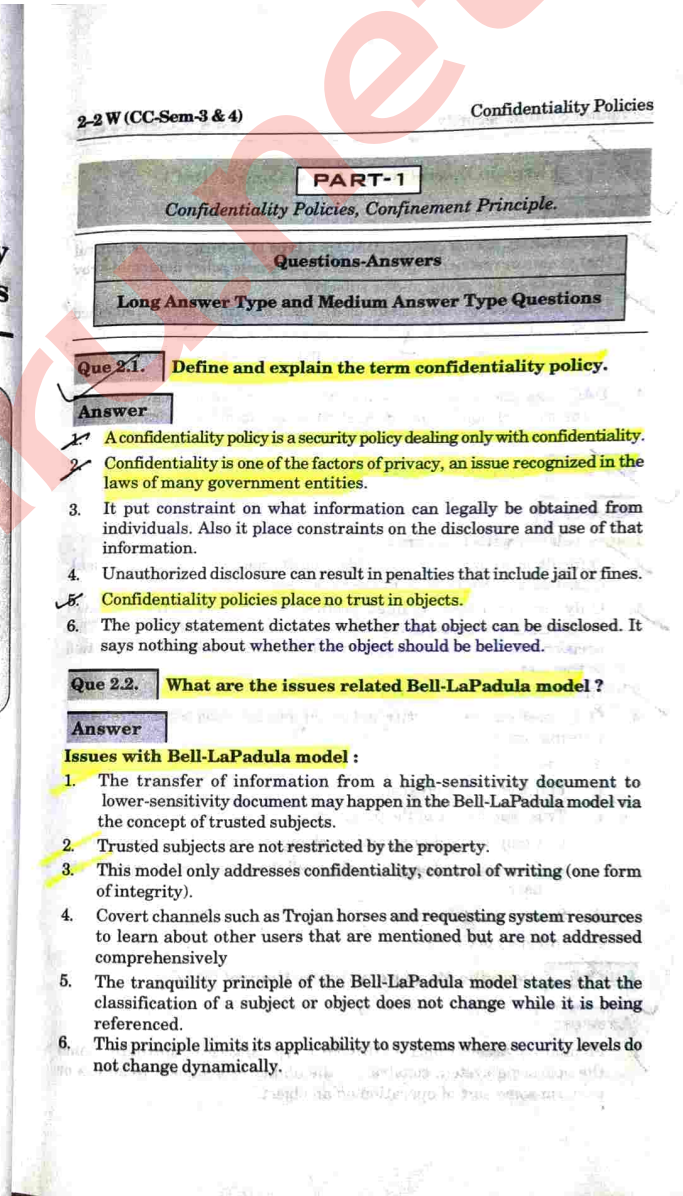
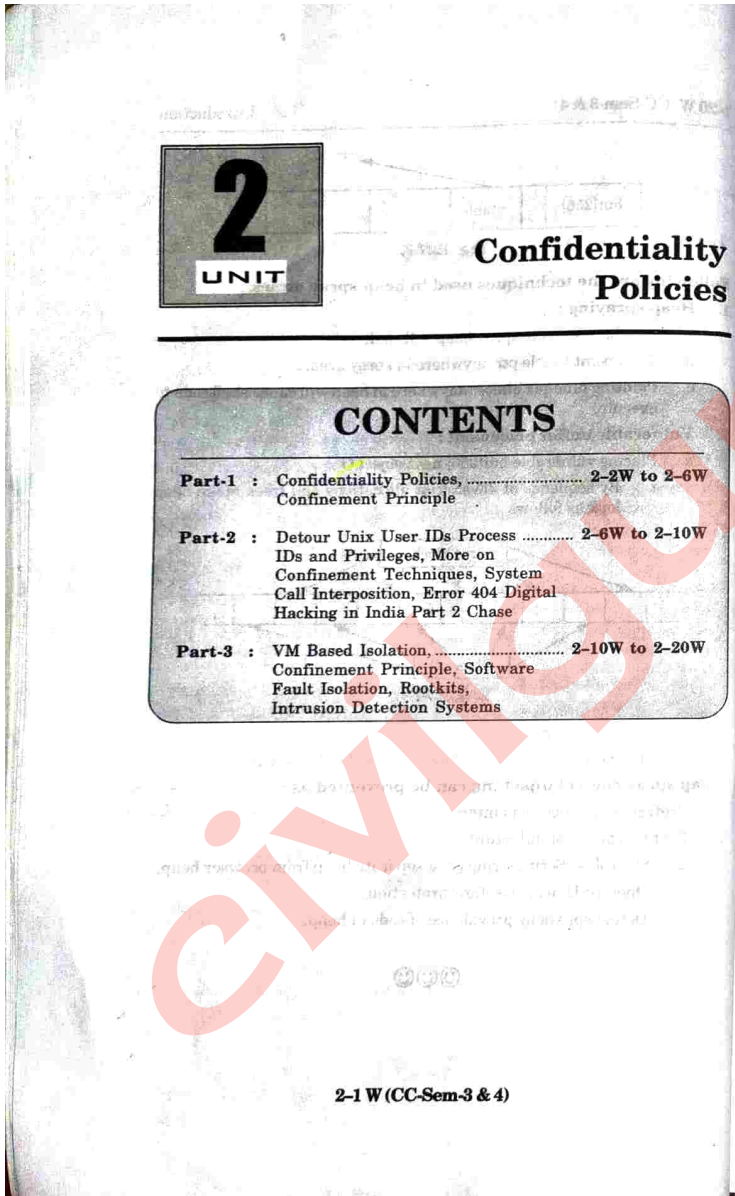
Fig. 1.27.4.

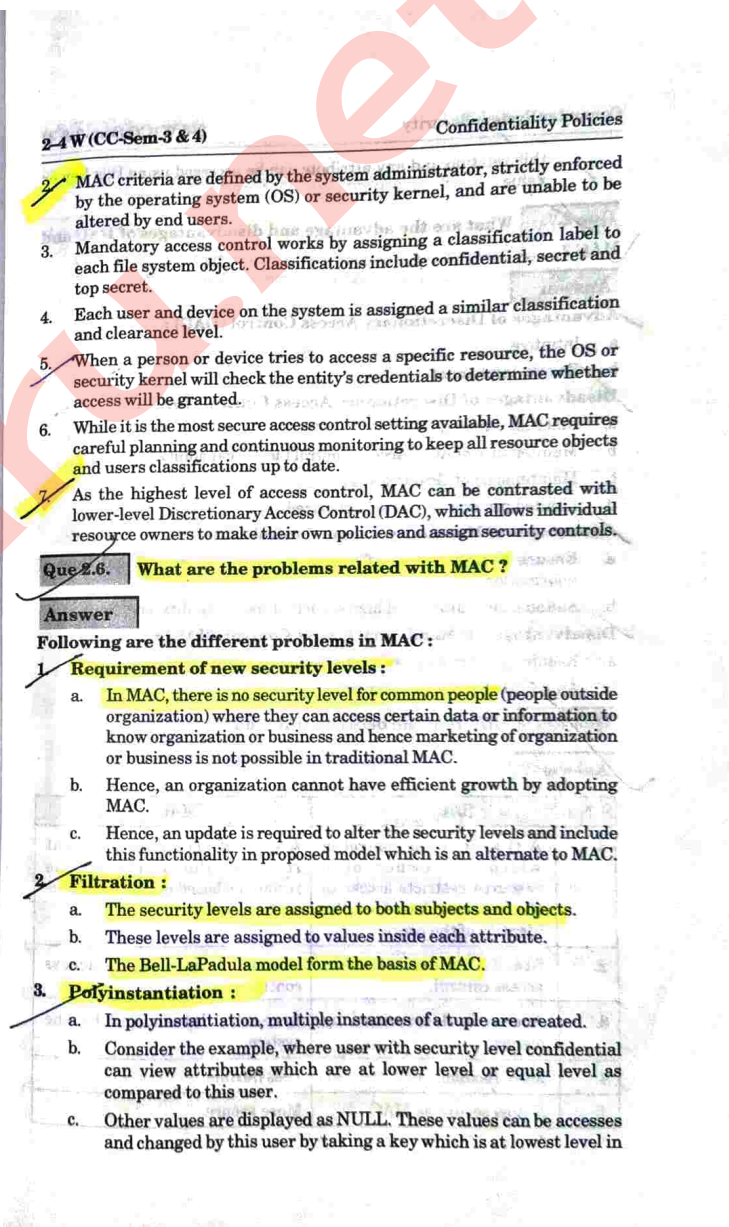
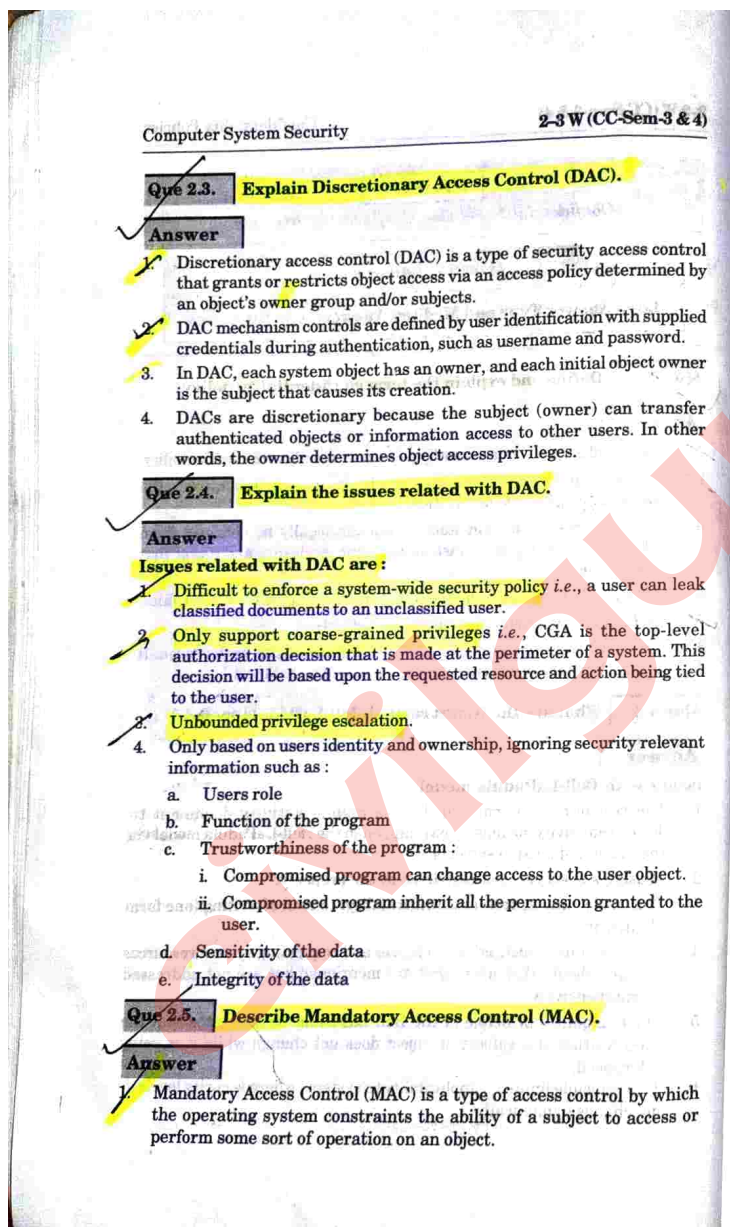
- ii. Allocate buffer in JavaScript and cause overflow.
- iii. Successfully used against a safari PCRE overflow.

Heap spray control hijacking can be prevented as :

1. Protect heap function pointers.
2. Better browser architecture :
 - a. Store JavaScript strings in a separate heap from browser heap.
 - b. Open BSD heap overflow protection.
 - c. Detect sprays by prevalence of code of heap.







2-5 W (CC-Sem-3 & 4)

Computer System Security

this relation and any attribute can be accessed using this key or value.

Que 2.7. What are the advantage and disadvantages of DAC and MAC ?

Answer

Advantages of Discretionary Access Control (DAC) :

- Intuitive
- Easy to implement

Disadvantages of Discretionary Access Control (DAC) :

- Inherent vulnerability
- Maintenance of ACL (Access Control List) of capability lists
- Maintenance of Grant/Revoke.
- Limited power of negative authorized.

Advantages of Mandatory Access Control (MAC) :

- Ensure a high degree of protection; prevent any illegal flow of information.
- Suitable for military and high security types of applications.

Disadvantages of Mandatory Access Control (MAC) :

- Require strict classification of subjects and objects.
- Applicable to few environments.

Que 2.8. Differentiate between DAC and MAC.

Answer

S.No.	DAC	MAC
1.	A type of access control in which the owner of a resource restricts access to the resource based on the identity of the users.	A type of access control that restricts the access to the resources based on the clearance of the subjects.
2.	Stands for discretionary access control.	Stands for mandatory access control.
3.	Access is determined by owner.	Access is determined by the system.
4.	More flexible.	Less flexible.
5.	Not as secure as MAC.	More secure.

2-6 W (CC-Sem-3 & 4) Confidentiality Policies

Que 2.9. Describe confinement principle in brief.

Answer

- The confinement principle is the principle of preventing a server from leaking information that the user of the service considers confidential.
- The confinement principle deals with preventing a process from taking disallowed actions.
- Consider a client/server situation: the client sends a data request to the server; the server uses the data, performs some function, and sends the results (data) back to the client.
- In confinement principle, access control affects the function of the server in two ways :
 - Goal of service provider :** The server must ensure that the resources it accesses on behalf of the client include only those resources that the client is authorized to access.
 - Goal of the service user :** The server must ensure that it does not reveal the client's data to any other entity which is not authorized to see the client's data.

PART-2

Detour Unix User IDs Process IDs and Privileges, More on Confinement Techniques, System Call Interposition, Error 404 Digital Hacking in India Part 2 Chase.

Questions-Answers

Long Answer Type and Medium Answer Type Questions

Que 2.10. Describe detour used in Unix user ids and process ids.

Answer

- Detour is defined as few words about Unix user IDs and IDs associated with Unix processes.
- Every user in Unix like operating system is identified by different integer number, this unique number is called as UserID.
- There are three types of UID defined for a process, which can be dynamically changed as per the privilege of task.
- The three different types of UIDs defined are :

2-7 W (CC-Sem-3 & 4)

Computer System Security

- a. **Real UserID** : It is account of owner of this process. It defines which files that this process has access to.
- b. **Effective UserID** : It is normally same as real UserID, but sometimes it is changed to enable a non-privileged user to access files that can only be accessed by root.
- c. **Saved UserID** : It is used when a process is running with elevated privileges (generally root) needs to do some under-privileged work, this can be achieved by temporarily switching to non-privileged account.

5. A subject is a program (application) executing on behalf of some principal(s). A principal may at any time be idle, or have one or more subjects executing on its behalf.
6. An object is anything on which a subject can perform operations (mediated by rights) usually objects are passive, for example :
 - a. File
 - b. Directory (or folder)
 - c. Memory segment.
7. Each user account has a unique UID. The UID 0 means the super user (System admin). A user account belongs to multiple groups. Subject are processes, associated with uid/gid pairs.
8. There should be a one-to-many mapping from users to principals. A user may have many principals, but each principal is associated with a unique user. This ensures accountability of a user action.

Que 2.11. Explain basic permission bits on non-directories and directories files.

Answer

Every file and directory in our UNIX/Linux system has following three permissions :

1. **Read** : This permission gives us the authority to open and read a file. Read permission on a directory gives us the ability to lists it's content.
2. **Write** :
 - a. The write permission gives us the authority to modify the contents of a file.
 - b. The write permission on a directory gives us the authority to add, remove and rename files stored in the directory.
3. **Execute** :
 - a. In Windows, an executable program usually has an extension ".exe" and which we can easily run.
 - b. In Unix/Linux, we cannot run a program unless the execute permission is set.
 - c. If the execute permission is not set, we might still be able to see/modify the program code (provided read & write permissions are set), but not run it.

Que 2.12. Define SUID, SGID and sticky bits with basic difference.

2-8 W (CC-Sem-3 & 4) Confidentiality Policies

Answer

1. There are three special permissions that are available for executable files and directories.
2. These permissions allow the file being executed to be executed with the privileges of the owner or the group. These are :
 - a. **SUID permission** :
 - i. SUID is set user identification. SUID is a special permission assigned to a file.
 - ii. These permissions allow the file being executed to be executed with the privileges of the owner.
 - b. **SGID permission** :
 - i. SGID is set group identification.
 - ii. When the Set Group ID bit is set, the executable is run with the authority of the group.
 - c. **Sticky bit** : When the sticky bit is set on a directory, only the root user, the owner of the directory, and the owner of a file can remove files within the directory.

Difference :

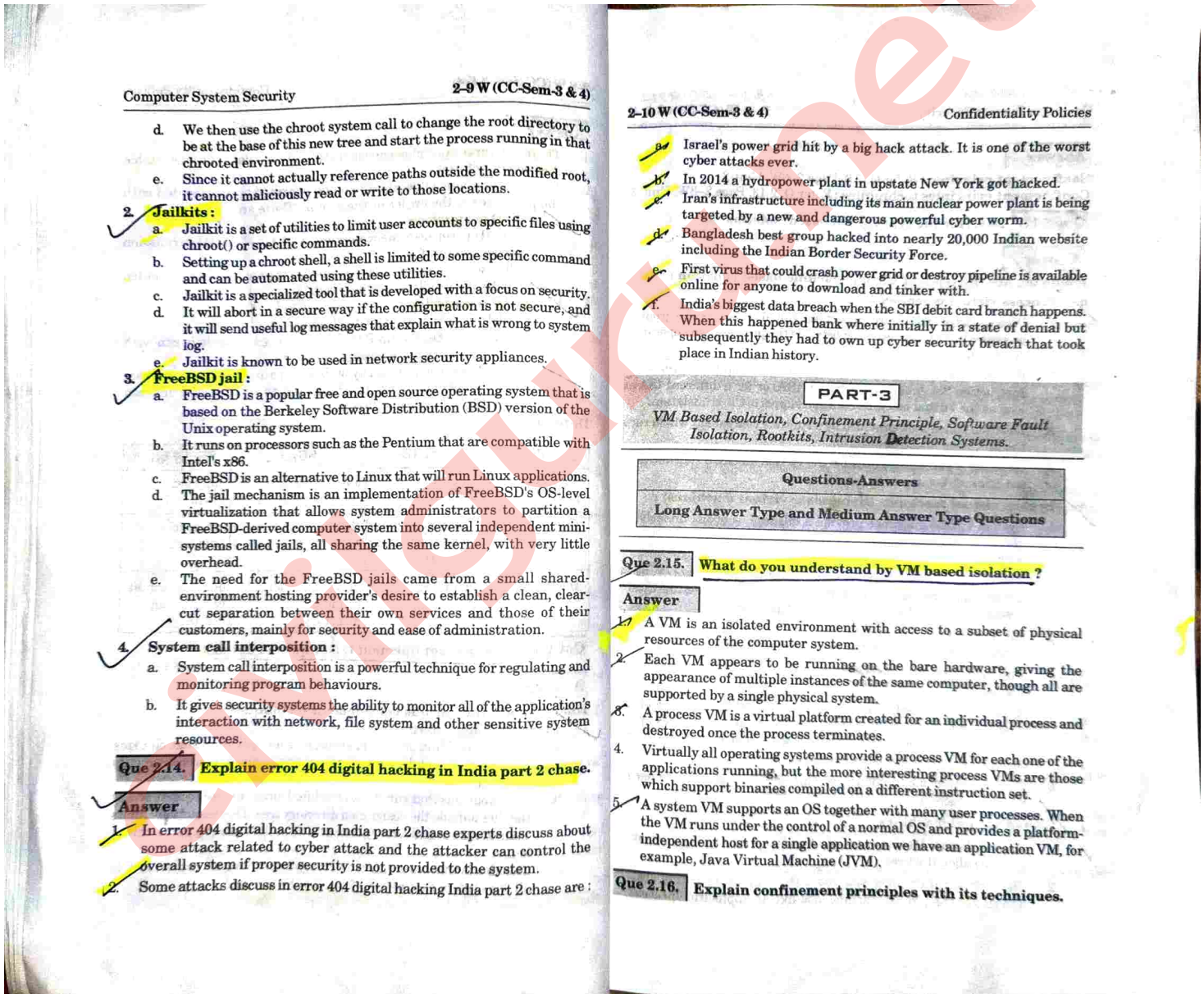
Basic	SUID	SGID	Sticky bit
Non-executable files	no effect	affect locking (unimportant for us)	not used anymore
Executable files	change euid when executing the file	change egid when executing the file	not used anymore
Directories	no effect	new files inherit group of the directory	only the owner of a file can delete

Que 2.13. Discuss confinement techniques in details.

Answer

Following are the various confinement techniques :

1. **Chroot (change root) :**
 - a. A chroot on Unix operating systems is an operation that changes the apparent root directory for the current running process and its children.
 - b. The programs that run in this modified environment cannot access the files outside the designated directory tree. This essentially limits their access to a directory tree and thus they get the name chroot jail.
 - c. The idea is that we create a directory tree where we copy or link in all the system files needed for a process to run.



Computer System Security

2-9 W (CC-Sem-3 & 4)

- d. We then use the chroot system call to change the root directory to be at the base of this new tree and start the process running in that chrooted environment.
- e. Since it cannot actually reference paths outside the modified root, it cannot maliciously read or write to those locations.
- 2. **Jailkits :**
 - a. Jailkit is a set of utilities to limit user accounts to specific files using chroot() or specific commands.
 - b. Setting up a chroot shell, a shell is limited to some specific command and can be automated using these utilities.
 - c. Jailkit is a specialized tool that is developed with a focus on security. It will abort in a secure way if the configuration is not secure, and it will send useful log messages that explain what is wrong to system log.
 - e. Jailkit is known to be used in network security appliances.
- 3. **FreeBSD jail :**
 - a. FreeBSD is a popular free and open source operating system that is based on the Berkeley Software Distribution (BSD) version of the Unix operating system.
 - b. It runs on processors such as the Pentium that are compatible with Intel's x86.
 - c. FreeBSD is an alternative to Linux that will run Linux applications.
 - d. The jail mechanism is an implementation of FreeBSD's OS-level virtualization that allows system administrators to partition a FreeBSD-derived computer system into several independent mini-systems called jails, all sharing the same kernel, with very little overhead.
 - e. The need for the FreeBSD jails came from a small shared-environment hosting provider's desire to establish a clean, clear-cut separation between their own services and those of their customers, mainly for security and ease of administration.
- 4. **System call interposition :**
 - a. System call interposition is a powerful technique for regulating and monitoring program behaviours.
 - b. It gives security systems the ability to monitor all of the application's interaction with network, file system and other sensitive system resources.

Que 2.14. Explain error 404 digital hacking in India part 2 chase.

Answer

- 1. In error 404 digital hacking in India part 2 chase experts discuss about some attack related to cyber attack and the attacker can control the overall system if proper security is not provided to the system.
- 2. Some attacks discuss in error 404 digital hacking India part 2 chase are :

2-10 W (CC-Sem-3 & 4)

Confidentiality Policies

- a. Israel's power grid hit by a big hack attack. It is one of the worst cyber attacks ever.
- b. In 2014 a hydropower plant in upstate New York got hacked.
- c. Iran's infrastructure including its main nuclear power plant is being targeted by a new and dangerous powerful cyber worm.
- d. Bangladesh best group hacked into nearly 20,000 Indian website including the Indian Border Security Force.
- e. First virus that could crash power grid or destroy pipeline is available online for anyone to download and tinker with.
- f. India's biggest data breach when the SBI debit card branch happens. When this happened bank where initially in a state of denial but subsequently they had to own up cyber security breach that took place in Indian history.

PART-3

VM Based Isolation, Confinement Principle, Software Fault Isolation, Rootkits, Intrusion Detection Systems.

Questions-Answers

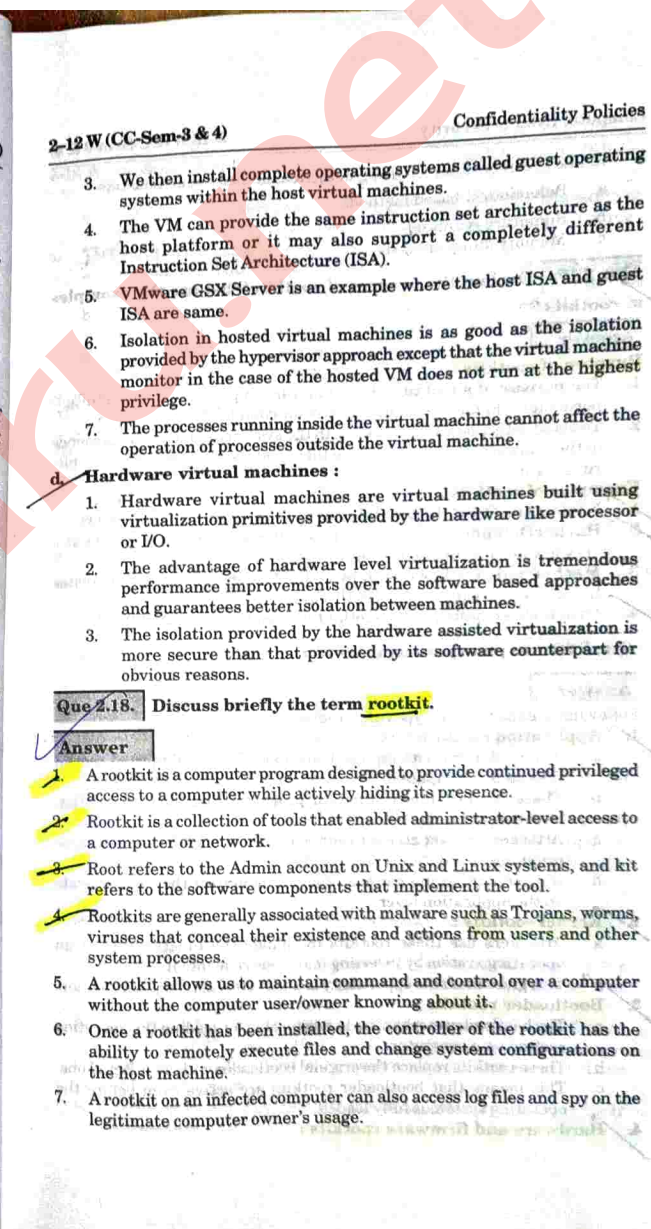
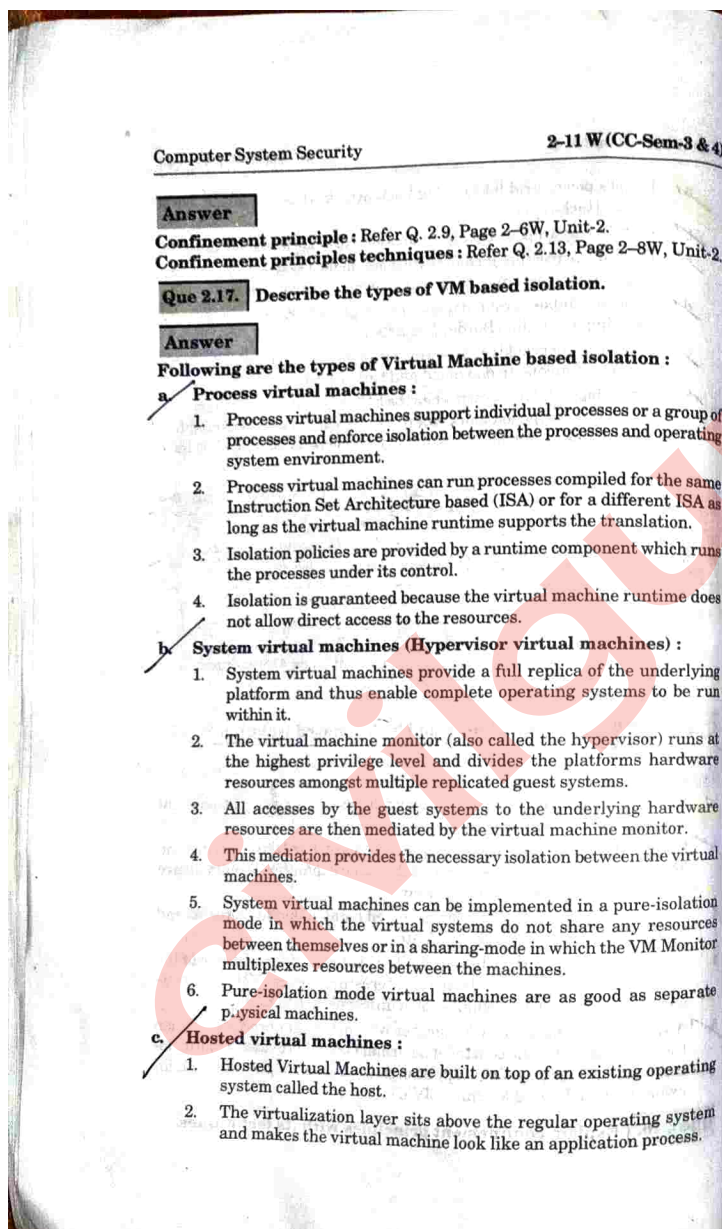
Long Answer Type and Medium Answer Type Questions

Que 2.15. What do you understand by VM based isolation ?

Answer

- 1. A VM is an isolated environment with access to a subset of physical resources of the computer system.
- 2. Each VM appears to be running on the bare hardware, giving the appearance of multiple instances of the same computer, though all are supported by a single physical system.
- 3. A process VM is a virtual platform created for an individual process and destroyed once the process terminates.
- 4. Virtually all operating systems provide a process VM for each one of the applications running, but the more interesting process VMs are those which support binaries compiled on a different instruction set.
- 5. A system VM supports an OS together with many user processes. When the VM runs under the control of a normal OS and provides a platform-independent host for a single application we have an application VM, for example, Java Virtual Machine (JVM).

Que 2.16. Explain confinement principles with its techniques.



8. Rootkits can be detected using detection methods which include :
- Behavioural-based methods
 - Signature scanning
 - Memory dump analysis

Que 2.19. Explain the purpose of rootkit. What are the examples of rootkits ?

Answer

Purpose of rootkits :

- The purpose of a rootkit is for a malware to give its owner, a (often) permanent, hidden remote access to our computer.
- To avoid detection, they tamper with the system to conceal the presence of the malware (for example, hide files) and its activities (for example, running processes).

Examples of rootkits :

- NIIRootkit :** One of the first malicious rootkits targeted at Windows OS.
- HackerDefender :** This early Trojan altered/augmented the OS at a very low level of functions calls.
- Machiavelli :** The first rootkit targeting Mac OS X. This rootkit creates hidden system calls and kernel threads.
- Greek wiretapping :** This rootkit targeted Ericsson's AXE PBX.

Que 2.20. Explain various types of rootkits.

Answer

Following are the various types of rootkits :

1. Application rootkits :

- Application rootkits replace legitimate files with infected rootkit files on our computer.
- These rootkits infect standard programs like Microsoft Office, Notepad, or Paint.
- Attackers can get access to our computer every time we run those programs.
- Antivirus programs can easily detect them since they both operate on the application layer.

2. Kernel rootkits :

- Attackers use these rootkits to change the functionality of an operating system by inserting malicious code into it.
- This gives them the opportunity to easily steal personal information.

3. Bootloader rootkits :

- The bootloader mechanism is responsible for loading the operating system on a computer.
- These rootkits replace the original bootloader with an infected one.
- This means that bootloader rootkits are active even before the operating system is fully loaded.

4. Hardware and firmware rootkits :

- This kind of rootkit can get access to a computer's BIOS system or hard drives as well as routers, memory chips, and network cards.
- 5. Virtualized rootkits :**
- Virtualized rootkits take advantage of virtual machines in order to control operating systems.
 - These rootkits create a virtual machine before the operating system loads, and then simply take over control of our computer.
 - Virtualized rootkits operate at a higher level than operating systems, which makes them almost undetectable.

Que 2.21. How can we prevent rootkits ?

Answer

Following are the method to prevent rootkits :

1. Avoid opening suspicious emails :

- Statistics shows that malware, including rootkits, are distributed through emails.
- This means that the chances of getting infected with a rootkit via email are high.
- Using another type of malware, hackers collect email addresses on the internet, which they flood with spam emails.
- The rootkit installs silently in the background when the user opens the infected email.
- To prevent rootkits from infiltrating our computer, avoid opening suspicious emails, especially if the sender is unfamiliar to us.

2. Avoid downloading cracked software :

- Cracked software may be free but it is also unsafe.
- Cracked software is commonly used by hackers to install rootkits on victims' computers.
- Cracked software is sometimes bundled with Adware (a software), which generates stubborn and annoying pop-ups on the computer.
- To prevent rootkits and other types of malware, download legitimate software only.

3. Install software updates :

- Through system vulnerabilities, a rootkit can get through to our computer.
- System vulnerabilities are inevitable. In fact, programmers are often only able to discover a bug after the software is released. The solution is a software update.
- Unfortunately, some users ignore the importance of software updates. But the fact is that installing software updates enhances our cyber security, preventing malware like rootkits from getting onto our computer.
- When software updates become available, do not delay their installation.

4. **Anti-malware software with rootkit detection :**
- Anti-malware software prevents varieties of malware. But advanced anti-malware software with rootkit detection is required to stop rootkits from getting on the computer.
 - Anti-malware software equipped with a Host Intrusion Prevention System as a feature is specifically designed to monitor computer memory.
 - It prevents any malicious software from loading on the kernel of the operating system, which prevent rootkits using anti-malware software.

Que 2.22. What is Intrusion Detection System (IDS) ?

Answer

- An Intrusion Detection System (IDS) is a network security technology originally built for detecting vulnerability exploits against a target application or computer.
- Intrusion Prevention Systems (IPS) extended IDS solutions by adding the ability to block threats in addition to detecting them and has become the dominant deployment option for IDS/IPS technologies.
- An IDS needs only to detect threats and as such is placed out-of-band on the network infrastructure, meaning that it is not in the true real-time communication path between the sender and receiver of information.
- IDS solutions will often take advantage of a SPAN (Switched Port Analyzer) port to analyze a copy of the inline traffic stream
- The IDS monitors traffic and report its results to an administrator, but cannot automatically take action to prevent a detected exploit from taking over the system.
- Attackers are capable of exploiting vulnerabilities very quickly once they enter the network, rendering the IDS an inadequate deployment for prevention device.

Que 2.23. Explain the types of intrusion detection system.

Answer

Following are the types of intrusion detection system :

- Network Intrusion Detection System (NIDS) :**
 - It is an independent platform that identifies intrusions by examining network traffic and monitors multiple hosts.
 - It gains access to network traffic by connecting to a network hub, a network switch configured for port mirroring, or a network tap.
 - In a NIDS, sensors are placed at choke points in the network to monitor, often in the Demilitarized Zone (DMZ) or at network borders.
 - Sensors capture all network traffic and analyze the content of individual packets for malicious traffic.
 - An example of a NIDS is Snort.

- Host-based Intrusion Detection System (HIDS) :**
 - It consists of an agent on a host that identifies intrusions by analyzing system calls, application logs, file-system modifications and other host activities and state.
 - In a HIDS, sensors usually consist of a software agent.
 - Intrusion detection systems can also be system-specific using custom tools and honeypots.
 - In the case of physical building security, IDS is defined as an alarm system designed to detect unauthorized entry.
 - An example of a HIDS is OSSEC (Open source HIDS Security).
- Perimeter Intrusion Detection System (PIDS) :**
 - Detects and pinpoints the location of intrusion attempts on perimeter fences of critical infrastructures.
 - Using either electronics or more advanced fiber optic cable technology fitted to the perimeter fence, the PIDS detects disturbances on the fence, and if an intrusion is detected and deemed by the system as an intrusion attempt, an alarm is triggered.
- VM based Intrusion Detection System (VMIDS) :**
 - It detects intrusions using virtual machine monitoring.
 - By using this, we can deploy the Intrusion Detection System with Virtual Machine Monitoring.
 - It is the most recent type and it is still under development.
 - There is no need for a separate intrusion detection system since by using this; we can monitor the overall activities.

Que 2.24. Discuss the need of intrusion detection system.

Answer

- A network intrusion detection system (NIDS) is crucial for network security because it enables us to detect and respond to malicious traffic.
- The primary purpose of an intrusion detection system is to ensure IT personnel is notified when an attack or network intrusion might be taking place.
- A network intrusion detection system (NIDS) monitors both inbound and outbound traffic on the network, as well as data traversing between systems within the network.
- The network IDS monitor network traffic and triggers alerts when suspicious activity or known threats are detected, so IT personnel can examine more closely and take the appropriate steps to block or stop an attack.

Que 2.25. Explain advantages and disadvantages of different types of IDS.

Answer

Advantages of HIDS :

- HIDS can analyze encrypted data and communications activity.

2. HIDS tells us if an attack is successful or no.
3. Easy to deploy because it does not require additional hardware.
4. It does not affect the current architecture.

Disadvantages of HIDS :

1. HIDS breakdown if the OS break down by the attack.
2. HIDS are not able to detect network scans or DOS attack.
3. HIDS tend to be resource intensive.

Advantages of NIDS :

1. Operating environment independent, therefore NIDS will not affect the performances of host.

Disadvantages of NIDS :

1. Does not indicate whether the attack was successful or not.
2. Cannot analyze encrypted traffic.
3. NIDS has very limited visibility inside the host machine.

Advantages of VMIDS :

1. More flexible
2. More efficient
3. VMIDS take advantage of the strengths of the combined type.

Disadvantages of VMIDS :

1. High overhead load on the monitored system depending on the combined methodologies.
2. Processor utilization of the hybrid agent is much great.

Advantages of PIDS :

1. More accurate.
2. It can manage wireless protocol activity.

Disadvantages of PIDS :

1. Sensors have limited computational resource and limited energy.

Que 2.26. What are the features of intrusion detection system ?

Answer

Features of an intrusion detection system are :

1. It monitors and analyzes the user and system activities.
2. It performs auditing of the system files and other configurations and the operating system.
3. It assesses the integrity of system and data files.
4. It conducts analysis of patterns based on known attacks.
5. It detects errors in system configuration.
6. It detects and cautions if the system is in danger.

Que 2.27. What are the components of IDS ?

Answer

Components of intrusion detection system are :

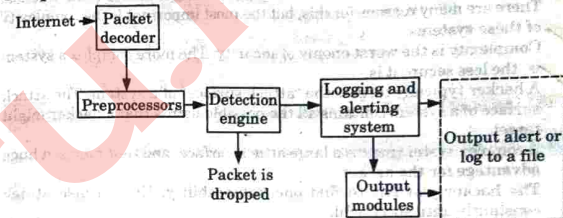


Fig. 2.27.1

1. **A packet decoder :** It takes packets from different networks and prepares them for preprocessing or any further action. It basically decodes the coming network packets.
2. **A preprocessor :** It prepares and modifies the data packets and also performs defragmentation of data packets, decodes the TCP streams.
3. **A detection engine :** It performs the packet detection on basis of Snort rules. If any packet matches the rules, appropriate action is taken, else it is dropped.
4. **Logging and alerting system :** The detected packet is either logged in system files or in case of threats, the system is alerted.
5. **Output modules :** They control the type of output from the logging and alert system.

Que 2.28. What is an intrusion detection system ? What are the difficulties in anomaly detection ? AKTU 2019-20, Marks 10

Answer

Intrusion detection system : Refer Q. 2.22, Page 2-15W, Unit-2.

Difficulties in anomaly detection :

1. It increases the false alarm rate.
2. Developing a general methodology or a set of parameters that can be used to evaluate the intrusion detection system.
3. When new patterns are identified in anomaly detection intrusion detection system (ANIDS) updating the database without reducing the performance.
4. It increases the computational complexities of data preprocessing in the training phase and also in the deployment phase.
5. Developing a suitable method for selecting the attributes for each category of attacks.

Que 2.29. Why is security hard ?

AKTU 2019-20, Marks 10

Answer

1. Today in computers and on the internet attack is easier than defense. There are many reasons for this, but the most important is the complexity of these systems.
2. Complexity is the worst enemy of security. The more complex a system is, the less secure it is.
3. A hacker typically targets the "attack surface" of a system. The attack surface of a system contains all the possible points that a hacker might target.
4. A complex system means a large attack surface, and that means a huge advantage for the hacker.
5. The hacker just has to find one vulnerability. He can also attack constantly until successful.
6. At the same time, the defender has to secure the entire attack surface from every possible attack all the time.
7. Also the cost to attack a system is only a fraction of the cost to defend it.
8. This is one of the reasons why security is so hard, even though over the years there is significant improvement in security technologies.

Que 2.30. What is Access Control list (ACL) and also define what are the technologies used in access control ?

AKTU 2019-20, Marks 10

Answer

Access control list :

- a. An access-control list is a list of permissions attached to an object.
- b. An ACL specifies which users or system processes are granted access to objects, as well as what operations are allowed on given objects.
- c. Each entry in a typical ACL specifies a subject and an operation.
- d. An access control list (ACL) is a table that tells a computer operating system which access rights each user has to a particular system object, such as a file directory or individual file.
- e. Each object has a security attribute that identifies its access control list.

Access control technology includes :

1. Access Technology Architectures :

- a. Internet of Things (IoT) access control
- b. Physical Access Control System (PACS)

2. Communications technologies :

- a. Radio Frequency Identification (RFID) access control
- b. Near Field Communication (NFC) access control
- c. Bluetooth Access Control (BAC) access control
- d. Wireless access control technology.

3. Authentication technologies :

- a. Biometric access control technology
- b. Smart card access control technology

- c. Mobile Access Control (MAC) access control
- d. Two Factor Authentication in access control.

4. Infrastructure technologies :

- a. Internet switches for access technology
- b. CAT6 Cable access control technology
- c. Power over Ethernet (PoE) access control
- d. IP based Access Control.

Que 2.31. Write short notes on Software Fault Isolation (SFI)

i. Goal and solution, ii. SFI approach. AKTU 2019-20, Marks 10

Answer

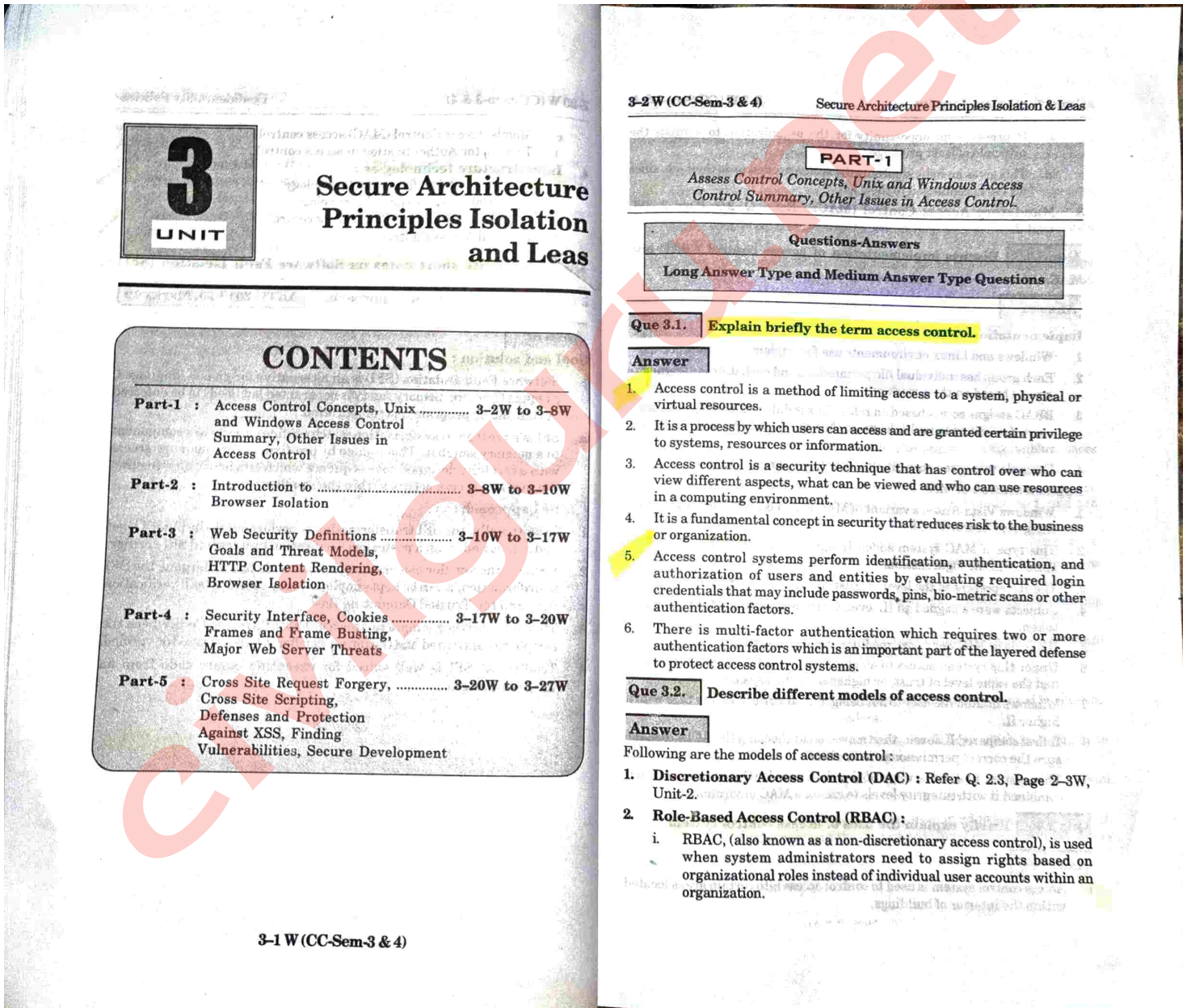
Goal and solution :

1. Software Fault Isolation (SFI) is an alternative for unsafe languages, example C, where memory safety is not granted but needs to be enforced at runtime by program instrumentation.
2. SFI is a program transformation which confines a software component to a memory sandbox. This is done by pre-fixing every memory access with a carefully designed code sequence which efficiently ensures that the memory access occurs within the sandbox.

SFI approach :

1. Traditionally, the SFI transformation is performed at the binary level and is followed by an a posteriori verification by a trusted SFI verifier.
2. Because the verifier can assume that the code has undergone the SFI transformation, it can be kept simple, thereby reducing both verification time and the Trusted Computing Base.
3. This approach is a simple instance of Proof Carrying Code where the compiler is untrusted and the binary verifier is either trusted or verified.
4. Traditional SFI is well suited for executing binary code from an untrusted origin.





3 UNIT

Secure Architecture Principles Isolation and Leas

CONTENTS

- Part-1 :** Access Control Concepts, Unix 3-2W to 3-8W
and Windows Access Control
Summary, Other Issues in
Access Control
- Part-2 :** Introduction to 3-8W to 3-10W
Browser Isolation
- Part-3 :** Web Security Definitions 3-10W to 3-17W
Goals and Threat Models,
HTTP Content Rendering,
Browser Isolation
- Part-4 :** Security Interface, Cookies 3-17W to 3-20W
Frames and Frame Busting,
Major Web Server Threats
- Part-5 :** Cross Site Request Forgery, 3-20W to 3-27W
Cross Site Scripting,
Defenses and Protection
Against XSS, Finding
Vulnerabilities, Secure Development

3-1 W (CC-Sem-3 & 4)

3-2 W (CC-Sem-3 & 4)

Secure Architecture Principles Isolation & Leas

PART-1

Assess Control Concepts, Unix and Windows Access
Control Summary, Other Issues in Access Control.

Questions-Answers

Long Answer Type and Medium Answer Type Questions

Que 3.1. Explain briefly the term access control.

Answer

1. Access control is a method of limiting access to a system, physical or virtual resources.
2. It is a process by which users can access and are granted certain privilege to systems, resources or information.
3. Access control is a security technique that has control over who can view different aspects, what can be viewed and who can use resources in a computing environment.
4. It is a fundamental concept in security that reduces risk to the business or organization.
5. Access control systems perform identification, authentication, and authorization of users and entities by evaluating required login credentials that may include passwords, pins, bio-metric scans or other authentication factors.
6. There is multi-factor authentication which requires two or more authentication factors which is an important part of the layered defense to protect access control systems.

Que 3.2. Describe different models of access control.

Answer

Following are the models of access control:

1. **Discretionary Access Control (DAC) :** Refer Q. 2.3, Page 2-3W, Unit-2.
2. **Role-Based Access Control (RBAC) :**
 - i. RBAC, (also known as a non-discretionary access control), is used when system administrators need to assign rights based on organizational roles instead of individual user accounts within an organization.

- ii. It presents an opportunity for the organization to address the principle of least privilege.
- iii. This gives an individual only the access needed to do their job, since access is connected to their job.

3. **Mandatory Access Control (MAC)** : Refer Q. 2.5, Page 2-3W, Unit-2.

Que 3.3. Discuss implementation of access control ABAC and MAC.

Answer

Implementation of RBAC :

1. Windows and Linux environments use for implementation process.
2. Each group has individual file permissions and each user is assigned to groups based on their work role.
3. RBAC assigns access based on roles. This is different from groups since users can belong to multiple groups but should only be assigned to one role.
4. Example roles are : accountants, developer, among others.

Implementation of MAC :

1. Windows Vista-8 used a variant of MAC which is also called Mandatory Integrity Control (MIC).
2. This type of MAC system added Integrity Levels (IL) to process/files running in the login session.
3. The IL represented the level of trust the object would have.
4. Subjects were assigned an IL level, which was assigned to their access token.
5. IL levels in MIC were: low, medium, high, and system.
6. Under this system, access to an object was prohibited unless the user had the same level of trust, or higher than the object.
7. Windows limited the user to not being able to write or delete files with a higher IL.
8. It first compared IL levels, then moved on to checking the ACLs to make sure the correct permissions are in place.
9. This system took advantage of the Windows DAC system ACLs and combined it with integrity levels to create a MAC environment.

Que 3.4. Briefly explain the uses of access control system.

Answer

1. Access control system is used to control access into certain areas located within the interior of buildings.

2. The purpose of an access control system is to provide quick, convenient access to those persons who are authorized, while at the same time, restricting access to unauthorized people.
3. Access control is used to minimize the risk of unauthorized access to physical and logical systems.
4. Access control policies are used to protect confidential information, such as customer data.
5. Access control systems are complex and can be challenging to manage in dynamic IT environments that involve on-premises systems and cloud services.

Que 3.5. What are the components of access control system ?

Answer

Basics components of access control system are :

1. **Access cards :**
 - i. The access card may be thought of as an electronic key.
 - ii. The access card is used by persons to gain access through the doors secured by the access control system.
 - iii. Each access card is uniquely encoded. Most access cards are approximately the same size as a standard credit card, and can easily be carried in a wallet or purse.
2. **Card readers :**
 - i. Card readers are the devices used to electronically read the access card.
 - ii. Card readers may be of the insertion type (which requires insertion of the card into the reader).
 - iii. Card readers are usually mounted on the exterior (non-secured) side of the door that they control.
3. **Access control keypads :**
 - i. Access control keypads are devices which may be used in addition to or in place of card readers.
 - ii. The access control keypad has numeric keys which look similar to the keys on a touch-tone telephone.
 - iii. The access control keypad requires that a person desiring to gain access must enter a correct numeric code.
 - iv. When access control keypads are used in addition to card readers, both a valid card and the correct code must be presented before entry is allowed.

4. Electric lock hardware :

- i. Electric lock hardware is the equipment that is used to electrically lock and unlock each door that is controlled by the access control system.
- ii. The specific type and arrangement of hardware to be used on each door is determined based on the construction conditions at the door.
- iii. In almost all cases, the electric lock hardware is designed to control entrance into a building or secured space. To comply with building and fire codes, the electric lock hardware never restricts the ability to freely exit the building at any time.

5. Access control field panels :

- i. Access control field panels (also known as Intelligent Controllers) are installed in each building where access control is to be provided.
- ii. Card readers, electric lock hardware, and other access control devices are all connected to the access control field panels.
- iii. The access control field panels are used to process access control activity at the building level.
- iv. The number of access control field panels to be provided in each building depends on the number of doors to be controlled.
- v. Access control field panels are usually installed in telephone, electrical, or communications closets.

6. Access control server computer :

- i. The access control server computer is the brain of the access control system.
- ii. The access control server computer serves as the central database and file manager for the access control system and is responsible for recording system activity, and distributing information to and from the access control field panels.
- iii. A single access control server computer is used to control a large number of card-reader controlled doors.
- iv. The access control server computer is usually a standard computer which runs special access control system application software.
- v. In most cases, the computer is dedicated for full-time use with the access control system.

Que 3.6. Discuss access control principle and security principle used for access control.

Answer

Access control principles :

1. **Principle of least privilege :** It states that if nothing has been specifically configured for an individual or the groups, he/she belongs to, the user should not be able to access that resource *i.e.*, default no access.

2. **Separation of duties :** Separating any conflicting areas of responsibility so as to reduce opportunities for unauthorized or unintentional modification or misuse of organizational assets and/or information.
3. **Need to know :** It is based on the concept that individuals should be given access only to the information that they absolutely require in order to perform their duties.

Security principles used for access control :

1. **Identification :** Identification describes a method of ensuring that a subject is the entity it claims to be. For example, a user name or an account number.
2. **Authentication :** Authentication is the method of proving the subjects identity. For example, password, passphrase, PIN.
3. **Authorization :** Authorization is the method of controlling the access of objects by the subject. For example, a user cannot delete a particular file after logging into the system.
4. **Non-repudiation :** Non-repudiation is the assurance that someone cannot deny something. Non-repudiation refers to the ability to ensure that a party to a contract or a communication cannot deny the authenticity of their signature on a document or the sending of a message that they originated.

Que 3.7. What are the characteristics and features of Unix ?

Answer

Characteristics of Unix :

1. **Memory allocation :** It keeps tracks of primary memory *i.e.*, which part of it is in use or not and by whom, as well as it allocates memory when a program requests.
2. **Processor management :** It allocates the CPU for a process or deallocates if not required.
3. **Device management :** It keeps tracks of all devices it decides for how much time and to whom should be given the priority.
4. **File management :** It allocates and deallocates the resources; it also decides to whom the resources should be given.
5. **Security :** By means of password and some other techniques, preventing unauthorized access to program and data.

Features of Unix :

1. **Portable :** Unix can be installed on many hardware platforms.
2. **Multi-user :** The Unix users allow multiple users to concurrently share hardware and software.
3. **Multi-tasking :** Unix allows a user to run more than one program at a time.

4. **Organized file system** : Unix has organized file and directory system that allows users to organize and maintain files.
5. **Device independence** : Unix treats input output devices as ordinary files. The destination of file input and output is easily controlled through Unix design feature called redirection.
6. **Utilities** : Unix provides a rich library of utilities that can increase user's productivity.

Que 3.8. Differentiate between Unix and Windows.

Answer

S. No.	Unix	Windows
1.	It is an open source.	It is not open source.
2.	It has very high security system.	It has low security system.
3.	It is a command based operating system.	It is a GUI based operating system.
4.	The file system is arranged in hierarchical manner.	The file system is arranged in a parallel manner.
5.	Unix is not user friendly.	It is user friendly.

Que 3.9. What are the various issues in access control ?

Answer

Issues related to access control are :

1. **Appropriate role-based access :**
 - i. Users should only be given access to systems that they need to access, and at a level that's appropriate to their role.
 - ii. Good practice is to ensure that access privileges (and changes) are approved by a sufficiently senior director or manager.
 - iii. Finally, access privileges should be reviewed regularly and amended as part of a process of security governance.
2. **Poor password management :**
 - i. Password management is most common mistakes when it comes to access control.
 - ii. When there are a lot of different systems that require a password to access then it is not uncommon for employees and even business owners to use the same password across the board.
 - iii. Even when employees are required to change their password regularly though, there is still the problem of using passwords that are weak and easy to crack.

- iv. It is logical why people would do this since remembering multiple passwords can often be impractical.
3. **Poor user education :**
 - a. One of the most important aspects of improving the security of company data is educating employees about risk.
 - b. Employees could easily be doing things that are putting our data at risk.
 - c. Human error is always one of the biggest security risks for company so we should be aware of this and take steps we can educate our employees, including risk-training programs.

PART-2

Introduction to Browser Isolation.

Questions-Answers

Long Answer Type and Medium Answer Type Questions

Que 3.10. Describe browser isolation.

Answer

1. Browser isolation is a cyber security model for web browsing that can be used to physically separate an internet user's browsing activity from their local machine, network and infrastructure.
2. With this model, individual browser sessions are abstracted away from hardware and direct internet access, trapping harmful activity inside the disposable environment.
3. Browser isolation may also be referred to as remote browser isolation, web isolation or remote browsing.
4. A major weakness in popular security tools is protection from web or browser-based attacks, malware and ransomware.
5. By separating browsing activity from endpoint hardware, the device's attack surface is reduced, sensitive data is protected and malware or other known and unknown security threats are minimized.
6. This is an evolution of the cyber security concepts of security through physical isolation and air-gapping.

Que 3.11. Explain working of browser isolation.

Answer

1. Browser isolation works by providing users with a disposable, non-persistent environment for browsing.
2. This can be executed through a variety of methods but involves virtualization, containerization or cloud browsing.
3. When a user closes the browsing session or the session is timed out, the isolated environment is reset or discarded.
4. Any malicious code or harmful traffic is discarded as well, preventing it from ever reaching the endpoint device or network.
5. The browser isolation method treats all websites, files and content equally by labeling them as untrusted or blacklisted unless otherwise specified.
6. Within the isolated environment, files can be rendered remotely or sanitized without the need to download them.
7. This is different from other security methods that do not treat information equally and filter content based on potential threatening signs.

Que 3.12. Define browser isolation technology. What are browser isolation vendors ?

Answer

Browser isolation technology : Browser isolation technology is a technology delivered to customers through a cloud browser, a container, a virtual machine or browser isolation technology hosted on a server.

Following are the browser isolation vendors :

- i. Apozy
- ii. Authentic
- iii. Ericom
- iv. Menlo security
- v. Symantec
- vi. WEBGAP

Que 3.13. What are the advantages and disadvantages of browser isolation ?

Answer

Advantages of browser isolation :

1. The primary benefit to browser isolation is reducing the spread of malware through web browsers.

2. It is more effective than other anti-virus application methods since it does not need to be programmed to find specific threats or risks.

Disadvantages of browser isolation :

1. The installation of browser isolation can be complex or expensive.
2. Browser isolation may cause users to experience slight delay or lag times when browsing.

PART-3

Web Security Definitions Goals and Threat Models, HTTP Content Rendering, Browser Isolation.

Questions-Answers

Long Answer Type and Medium Answer Type Questions

Que 3.14. Define web security with its goals.

Answer

1. Web security is the process of securing confidential data stored online from unauthorized access and modification.
2. This is accomplished by enforcing strict policy measures.
3. Websites are scanned for any possible vulnerabilities and malware through website security software. This software can scan for backdoor hacks, redirect hacks, Trojans, and many other threats.
4. A website security software notifies the user if the website has any issue and provides solutions to address them.
5. It is the cumulative phrase for all of the methods and measure that we can use and enforce to keep the files behind our website and any data of our customers safe.
6. Security should be built into our website from beginning, but certain systems, the likes of WordPress, allow us to easily install security measures at any time at little or no cost.
7. The goal of web security is to identify the following :
 - i. Critical assets of the organization
 - ii. Genuine users who may access the data
 - iii. Level of access provided to each user
 - iv. Various vulnerabilities that may exist in the application
 - v. Data criticality and risk analysis on data exposure.
 - vi. Appropriate remediation measures.

Que 3.15. Explain threat modelling. What is its purpose ?

Answer

1. Threat modelling is a procedure for optimizing network security by identifying objectives and vulnerabilities, and then defining counter measures to prevent, or mitigate the effects of threats to the system.
2. In this context, a threat is a potential or actual adverse event that may be malicious (such as a denial-of-service attack) or incidental (such as the failure of a storage device), and that can compromise the assets of an enterprise.
3. The key to threat modelling is to determine where the most effort should be applied to keep a system secure.
4. Threat modelling is an iterative process that consists of defining enterprise assets, identifying what each application does with respect to these assets, creating a security profile for each application, identifying potential threats, prioritizing potential threats, and documenting adverse events and the actions taken in each case.
5. Threat modelling is a structured approach to identifying, quantifying, and addressing threats.
6. It allows system security staff to communicate the potential damage of security flaws and prioritize remediation efforts.

Purpose of threat modelling :

1. The purpose of threat modelling is to identify, communicate, and understand threats and mitigation to the organisation's stakeholder's as early as possible.
2. Documentation from this process provides system analyst and defenders with a complete analysis of probable attacker profile.

Que 3.16. Discuss threat modelling methodologies.

Answer

Following are the threat modelling methodologies :

1. **STRIDE** : STRIDE is a methodology that provides a mnemonic for security threats in six categories :
 - a. **Spoofing** : An adversary posing as another user, component, or other system that has an identity in the system being modelled.
 - b. **Tampering** : The modification of data within the system to achieve a malicious goal.
 - c. **Repudiation** : The ability of an adversary to deny performing some malicious activity in absence of sufficient proof.

d. **Information disclosure** : The exposure of protected data to a user that is not otherwise allowed access to that data.

e. **Denial of service** : It is an attack where the attackers attempt to prevent legitimate users from accessing the service.

2. **DREAD** : DREAD was proposed for threat modelling but due to inconsistent ratings it was dropped by Microsoft in 2008. It is currently used by open stack and many other corporations. It provides a mnemonic for risk rating security threats using five categories :

- a. **Damage potential** : Ranks the extent of damage that would occur if vulnerability is exploited.
- b. **Reproducibility** : Ranks how easy it is to reproduce attack.
- c. **Exploitability** : Assigns a number to the effort required to launch the attack.
- d. **Affected users** : A value characterizing how many people will be impacted if an exploit become widely available.
- e. **Discoverability** : Measures the likelihood how easy it is to discover the threat.

3. **PASTA** :

- i. The Process for Attack Simulation and Threat Analysis (PASTA) is risk-centric methodology.
- ii. The purpose is to provide a dynamic threat identification, enumeration, and scoring process.
- iii. Upon completion of threat model security, subject matter experts develop a detailed analysis of the identified threats.
- iv. Finally, appropriate security controls can be enumerated. This helps developer to develop a asset-centric mitigation strategy by analyzing attacker-centric view of application.

4. **Trike** :

- i. The focus is in using threat models as risk management tool.
- ii. Threat models are based on requirement model.
- iii. The requirements model establishes the stakeholder-defined acceptable level of risk assigned to each asset class.
- iv. Analysis of the requirements model yields a threat model from which threats are identified and assigned risk values.
- v. The completed threat model is used to build a risk model on the basis of asset, roles, actions, and calculated risk exposure.

5. **VAST** :

- i. VAST is an acronym for Visual, Agile, and Simple Threat modelling.
- ii. This methodology provides actionable outputs for the unique needs of various stakeholders like application architects and developers, cyber security personnel etc.

- iii. It provides a unique application and infrastructure visualization scheme such that the creation and use of threat models do not require specific security subject matter expertise.
- 6. **Attack tree :**
 - i. Attack trees are the conceptual diagram showing how an asset, or target, might be attacked.
 - ii. These are multi-level diagram consisting of one root node, leaves and children nodes.
 - iii. Bottom to top, child nodes are conditions which must be satisfied to make the direct parent node true.
 - iv. An attack is considered complete when the root is satisfied. Each node may be satisfied only by its direct child nodes.
- 7. **Common Vulnerability Scoring System (CVSS) :**
 - i. It provides a way to capture the principal characteristics of vulnerability and produce a numerical score depicting its severity.
 - ii. The score can then be translated into a qualitative representation to help organizations properly assess and prioritize their vulnerability management processes.
- 8. **T-MAP :**
 - i. T-MAP is an approach which is used in Commercial Off The Shelf (COTS) systems to calculate the weights of attack paths.
 - ii. This model is developed by using UML class diagrams, access class diagrams, vulnerability class diagrams, target asset class diagrams and affected value class diagrams.

Que 3.17. Explain tools used for threats modelling.

Answer

Tools used for threat modelling :

1. **Microsoft's threat modelling tool :** This tool identifies threats based on STRIDE threat classification scheme and it is based on Data Flow Diagram (DFD).
2. **My App security :**
 - a. It offers the first commercially available threat modeling tool i.e., Threat Modeler.
 - b. It uses VAST threat classification scheme and it is based on Process Flow Diagram (PFD).
3. **IriuriRisk :**
 - a. It offers both a community and a commercial version of the tool.
 - b. This tool is primarily used to create and maintain live threat model through the entire SDLC.

- c. It connects with other several different tools like OWASP ZAP, BDD-Security etc., to facilitate automation and involves fully customizable questionnaires and risk pattern libraries.
- 4. **securiCAD :**
 - a. It is a threat modelling and risk management tool.
 - b. Risk are identified and quantified by conducting automated attack simulations to current and future IT architectures, and provides decision support based on the findings.
 - c. securiCAD is offered in both commercial and community editions.
- 5. **SD elements by security compass :** It is a software security requirements management platform that includes automated threat modelling capabilities.
- 6. **Modelling attack trees :** Commercial tools like SecurITree, AttackTree+ and open source tools like ADTool, SeaMonster are used to model attack trees.
- 7. **Tiramisu :**
 - a. This tool is used for T-MAP approach.
 - b. It is used to calculate a list of all attack paths and produce overall threats in terms of total weight of attack paths.

Que 3.18. How to create a threat model ?

Answer

All threat modelling process start with creating visual representation of application or system being analyzed. There are two ways to create visual representation :

- a. **Visual representation using data flow diagram :**
 1. The Microsoft methodology, PASTA and Trike each develop a visual representation of the application-infrastructure utilizing data flow diagrams (DFD).
 2. DFDs are used to provide a high-level visualization of how an application works within a system to move, store, and manipulate data.
 3. The concept of trust boundaries was added by security professionals in an attempt to make them applicable for threat modelling.
 4. DFDs are used to identify broad categories usually using STRIDE threat classification scheme.
 5. The list of threats identifies through such methods is limited and thus a poor starting point for the modelling.
 6. DFD based approach uses three main steps :
 - i. View system as an adversary

- ii. Characterize the system
 - iii. Determine the threats
7. DFD based approach has certain weakness :
- i. DFD does not accurately represent design and flow of application.
 - ii. They analyse how data is flowing rather than how user interacts with system.
 - iii. DFD based threat modelling has no standard approach due to which different people create threat models with different output for the same scenario or problem.
- b. Visual representation using process flow diagram :**
1. To deal with the limitations of DFD based threat modelling Process Flow Diagrams were introduced as a tool to allow Agile software development teams to create threat models based on the application design process.
 2. These were designed to illustrate how attacker thinks.
 3. Attacker does not analyze data flow. Rather, they try to figure out how they can move through application which was not supported in DFD based threat modelling.
 4. Their analysis lays emphasis on how to abuse ordinary use cases to access assets or other targeted goals.
 5. Threat models based on PFD view application from the perspective of user interactions.
 6. Following are the steps for PFD based threat modelling :
 - i. Designing application's use cases.
 - ii. The communication protocols by which individuals move between use cases are defined.
 - iii. Including the various technical controls such as a forms, cookies etc.
 7. PFD based threat modelling has following advantages :
 - i. PFD based threat models are easy to understand that do not require any security expertise.
 - ii. Creation of process map-showing how individuals move through an application. Thus, it is easy to understand application from attacker's point of view.

Que 3.19. What is rendering? Discuss rendering engine. List some rendering engine in web browser.

Answer

- i. Rendering or image synthesis is the automatic process of generating a photorealistic or non-photorealistic image from a 2D or 3D model by means of computer programs. Also, the result of displaying such a model is called a render.
- ii. A rendering engine is often used interchangeably with browser engines. It is responsible for the layout of our website on our audience's screen.
- iii. A rendering engine is responsible for the paint, and animations used on our website.
- iv. It creates the visuals on the screen or brightens the pixels exactly how they are meant to be to give the feel of the website like how it was made to be.
- v. Steps for what happens when we surf the web :
 1. We type an URL into address bar in our preferred browser.
 2. The browser parses the URL to find the protocol, host, port, and path. It forms a HTTP request.
 3. To reach the host, it first needs to translate the human readable host into an IP number, and it does this by doing a DNS lookup on the host.
 4. Then a socket needs to be opened from the user's computer to that IP number, on the port specified (most often port 80).
 5. When a connection is open, the HTTP request is sent to the host.
 6. The host forwards the request to the server software configured to listen on the specified port.
 7. The server inspects the request and launches the server plugin needed to handle the request.
 8. The plugin gets access to the full request, and starts to prepare a HTTP response.
 9. The plugin combines that data with some meta data and sends the HTTP response back to the browser.
 10. The browser receives the response, and parses the HTML in the response. A DOM tree is built out of the broken HTML.
 11. New requests are made to the server for each new resource that is found in the HTML source (typically images, style sheets, and JavaScript files).
 12. Stylesheets are parsed, and the rendering information in each gets attached to the matching node in the DOM tree.
 13. JavaScript is parsed and executed, and DOM nodes are moved and style information is updated accordingly.

14. The browser renders the page on the screen according to the DOM tree and the style information for each node.
15. We see the page on the screen.

List of rendering engines produced by major web browser vendors :

1. **Blink** : It is used in Google Chrome, and Opera browsers.
2. **WebKit** : It is used in Safari browsers.
3. **Gecko** : It is used in Mozilla Firefox browsers.
4. **Trident** : It is used in Internet Explorer browsers.
5. **EdgeHTML** : It is used in Edge browsers.
6. **Presto** : Legacy rendering engine for Opera.

Que 3.20. Explain browser isolation in detail.

Answer

Refer Q. 3.10, Page 3-8W, Unit-3.

PART-4

Security Interface, Cookies Frames and Frame Busting, Major Web Server Threats.

Questions-Answers

Long Answer Type and Medium Answer Type Questions

Que 3.21. Explain security interface framework.

Answer

1. The security interface framework is a set of Objective-C classes that provide user interface elements for programs that implement security features such as authorization, access to digital certificates, and access to items in keychains.
2. User Interface (UI) defines the way humans interact with the information systems.
3. User Interface (UI) is a series of pages, screens, buttons, forms and other visual elements that are used to interact with the device. Every app and every website has a user interface.
4. User Interface (UI) design is the creation of graphics, illustrations, and use of photographic artwork and typography to enhance the display and layout of a digital product within its various device views.

5. Interface elements consist of input controls (buttons, drop-down menus, data fields), navigational components (search fields, slider, icons, tags), informational components (progress bars, notifications, message boxes).

Que 3.22. Describe cookies and frame busting.

Answer

Cookies :

1. These are small text files that the web browser stores on the computer.
2. The first time we visit a page on the internet, a new cookie is created, which collects the information that can be accessed by the website operator.
3. However, some browsers store all cookies in a single file.
4. The information in this text file is in turn subdivided into attributes that are included individually.

Frame busting :

1. Frame busting refers to code or annotation provided by a web page intended to prevent the web page from being loaded in a sub-frame.
2. Frame busting is the recommended defense against click-jacking and is also required to secure image-based authentication such as the sign-in seal used by Yahoo.
3. Sign-in seal displays a user-selected image that authenticates the Yahoo login page to the user.
4. Without frame busting, the correct image is displayed to the user, even though the top page is not the real Yahoo login page.
5. New advancements in click jacking techniques using drag and drop to extract and inject data into frames makes frame busting even more critical.

Que 3.23. Discuss web server threats in details.

Answer

Major web server threats are :

1. **Injection flaws :**
 - a. Injection flaws, such as SQL, OS injection occur when untrusted data is sent to an interpreter as part of a command or query.
 - b. The attacker's hostile data can trick the interpreter into executing unintended commands or accessing data without proper authorization.
2. **Sensitive data exposure :**
 - a. Many web applications and APIs do not properly protect sensitive data such as financial, healthcare.

- b. Attackers may steal or modify such weakly protected data to conduct credit card fraud, identity theft, or other crimes.
- c. Sensitive data may be compromised without extra protection, such as encryption at rest or in transit, and requires special precautions when exchanged with the browser.

3. XML external entities :

- a. Many older or poorly configured XML processors evaluate external entity references within XML documents.
- b. External entities can be used to disclose internal files using the file URI handler, internal file shares, internal port scanning, remote code execution, and denial-of-service attacks.

4. Broken access control :

- a. Restrictions on what authenticated users are allowed to do are often not properly enforced.
- b. Attackers can exploit these flaws to access unauthorized functionality and/or data, such as access other users accounts, view sensitive files, modify other users, data, change access rights, etc.

5. Cross-Site Scripting (XSS) :

- a. Injects malicious code from a trusted source to execute scripts in the victim's browser that can hijack user sessions or redirect the user to malicious sites.
- b. Cross-site scripting is a common vector that inserts malicious code into a web application found to be vulnerable.
- c. Unlike other web attack types, such as SQL, its objective is not our web application. Rather, it targets its users, resulting in harm to our clients and the reputation of our organization.

6. Reflected XSS :

- a. Reflected XSS use a malicious script to reflect traffic to a visitor's browser from web application.
- b. Initiated via a link, a request is directed to a vulnerable website.
- c. Web application is then manipulated to activate harmful scripts.

7. Cross-Site Request Forgery (CSRF) :

- a. It is also known as XSRF, Sea Surf, or session riding, cross-site request forgery deceives the user's browser-logged into our application-to run an unauthorized action.
- b. A CSRF can transfer funds in an authorized manner and change passwords, in addition to stealing session cookies and business data.

8. Man in the Middle Attack (MITM) :

- a. A man in the middle attack can occur when a bad actor positions himself between application and an unsuspecting user.
- b. MITM can be used for eavesdropping or impersonation.

- c. Meanwhile, account credentials, credit card numbers, and other personal information can easily be harvested by the attacker.

9. Phishing attack :

- a. Phishing can be set up to steal user data, such as credit card and login information.
- b. The perpetrator, posing as a trustworthy entity, fools their prey into opening an email, text memo, or instant message.
- c. Then attract to click a link that hides a payload.
- d. Such an action can cause malware to be covert installed.
- e. It is also possible for ransomware to freeze the user's PC, or for sensitive data to be passed.

10. Remote File inclusion (RFI) :

- a. Remote File Inclusion (RFI) exploits weaknesses in those web applications that dynamically call external scripts.
- b. Taking advantage of that function, an RFI attack uploads malware and takes over the system.

11. Using components with known vulnerabilities : It occurs when attackers are able to take control of and exploit vulnerable libraries, frameworks, and other modules running with full privileges.

12. Insufficient logging and monitoring :

- a. Insufficient logging and monitoring, allows attackers to attack systems, maintain persistence, pivot to more systems, and tamper, extract, or destroy data.

13. Backdoor attack :

- a. Being a form of malware, a backdoor circumvents login authentication to enter a system.
- b. Many organizations offer employees and partners remote access to application resources, including file servers and databases.
- c. This enables bad actors to trigger system commands in the compromised system and keep their malware updated.
- d. The attacker's files are usually heavily cloaked, making detection problematic.

PART-5

Cross Site Request Forgery, Cross Site Scripting, Defenses and Protection Against XSS, Finding Vulnerabilities, Secure Development.

Questions-Answers

Long Answer Type and Medium Answer Type Questions

Que 3.24. Describe cross-site request forgery in details.

Answer

1. Cross-site request forgery (CSRF) is an attack that forces an end user to execute unwanted actions on a web application in which they are currently authenticated.
2. CSRF attacks specifically target state-changing requests, not theft of data, since the attacker has no way to see the response to the forged request.
3. With the help of social engineering (such as sending a link via email or chat), an attacker may trick the users of a web application into executing actions of the attacker's choosing.

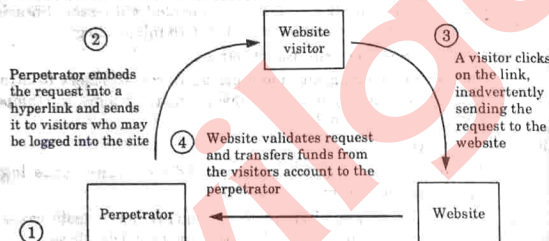


Fig. 3.24.1.

4. If the victim is a normal user, a successful CSRF attack can force the user to perform state changing requests like transferring funds, changing their email address, and so forth.
5. If the victim is an administrative account, CSRF can compromise the entire web application.
6. Cross-Site Request Forgery (CSRF) is an attack vector that tricks a web browser into executing an unwanted action in an application to which a user is logged in.
7. A successful CSRF attack can be devastating for both the business and user. It can result in damaged client relationships, unauthorized fund

transfers, changed passwords and data theft-including stolen session cookies.

8. As the unsuspecting user is authenticated by their application at the time of the attack, it is impossible to distinguish a legitimate request from a forged one.

Que 3.25. How can we prevent CSRF attack ?

Answer

We can prevent CSRF attack in two ways :

1. **On user side :** User side prevention is very inefficient in terms of browsing experience, prevention can be done by browsing only a single tab at a time and not using the remember-me functionality.
2. **On server side :**
 - a. There are many proposed ways to implement CSRF protection on server side, among which the use of CSRF tokens is most popular.
 - b. A CSRF token is a string that is tied to a user's session but is not submitted automatically.
 - c. A website proceeds only when it receives a valid CSRF token along with the cookies, since there is no way for an attacker to know a user specific token, the attacker cannot perform actions on user's behalf.

Que 3.26. When does CSRF attack takes place ?

Answer

For a CSRF attack to be possible, three key conditions must be followed :

1. **A relevant action :**
 - a. There is an action within the application that the attacker has a reason to induce.
 - b. This might be a privileged action (such as modifying permissions for other users) or any action on user-specific data (such as changing the user's own password).
2. **Cookie-based session handling :**
 - a. Performing the action involves issuing one or more HTTP requests, and the application relies solely on session cookies to identify the user who has made the requests.
 - b. There is no other mechanism in place for tracking sessions or validating user requests.

3. No unpredictable request parameters :

- a. The requests that perform the action do not contain any parameters whose values the attacker cannot determine or guess.
- b. For example, when causing a user to change their password, the function is not vulnerable if an attacker needs to know the value of the existing password.

Que 3.27. Write short note on cross-site scripting (XSS).

Answer

1. Cross-site scripting (XSS) is vulnerability in a web application that allows a third party to execute a script in the user's browser on behalf of the web application.
2. Cross-site scripting is one of the most prevalent vulnerabilities present on the web.
3. The exploitation of XSS against a user can lead to various consequences such as account compromise, account deletion, privilege escalation, malware infection and many more.
4. It allows an attacker to masquerade as a victim user, to carry out any actions that the user is able to perform and to access any of the user's data.
5. If the victim user has privileged access within the application then the attacker might be able to gain full control over all of the applications functionality and data.

Que 3.28. Describe the types of cross-site scripting.

Answer

Depending on the context, there are two types of XSS :

1. Reflected XSS :

- i. If the input has to be provided each time to execute, such XSS is called reflected.
- ii. These attacks are mostly carried out by delivering a payload directly to the victim.
- iii. Victim requests a page with a request containing the payload and the payload comes embedded in the response as a script.
- iv. An example of reflected XSS is XSS in the search field.

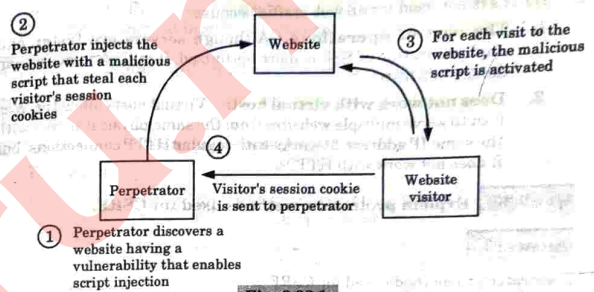


Fig. 3.28.1.

2. Stored XSS :

- a. When the response containing the payload is stored on the server in such a way that the script gets executed on every visit without submission of payload, then it is identified as stored XSS.
- b. An example of stored XSS is XSS in the comment thread.

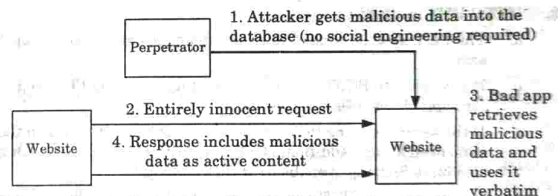


Fig. 3.28.2.

Que 3.29. Write short notes on following :

- i. Cross site scripting,
- ii. Why is HTTPs not used for all web traffic ?

AKTU 2019-20, Marks 10

Answer

- i. Refer Q. 3.27, Page 3-23W, Unit-3.

ii. HTTPs is not used for all web traffic because :

1. **The cost of operations** : Although servers are faster and implementation of SSL is more optimized, it still costs more than doing plain http.
2. **Does not work with virtual hosts** : Virtual hosts allow the Web host to serve multiple websites from the same physical server with the same IP address. It works with regular HTTP connections, but it does not work with HTTPs.

Que 3.30. Explain protection methods used for CSRF.

Answer

The protection methods used for CSRF are :

1. **Anti CSRF Token** :

- a. This is a cryptographically strong string that is submitted to the website separately from cookies.
- b. This can be sent as a request parameter or as an HTTP header.
- c. The server checks for the presence and correctness of this token when a request is made and proceeds only if the token is correct and the cookies are valid.

2. **HTTP PUT method** :

- a. The PUT method is used to create instances of a resource on the server.
- b. It is similar to POST except that sending the same PUT requests multiple times does not do anything extra.
- c. If the server is using PUT method for sensitive actions then there is no need for any additional CSRF protection (unless Cross-Origin Resource Sharing is enabled) at that endpoint.
- d. It is because the PUT request cannot be duplicated through a web page like POST request (HTTP forms do not allow PUT requests).

3. **HTTP bearer authentication** :

- a. This is a type of HTTP authentication where the user is identified through a token that is submitted in authorization header of each request.
- b. This mechanism solves CSRF because unlike cookies it is not submitted by the browser automatically.
- c. There are problems and potential bypasses to each of these methods.
- d. Anti CSRF tokens do not have a fixed standard so their generation mechanism and use depends solely on how developers intended it to be.

- e. Due to this lack of a standard, a lot of implementation specific loopholes exist in web applications.

Que 3.31. Explain different ways used to prevent XSS.

Answer

Different ways used to prevent XSS are :

1. **Escaping** :

- a. The first method used to prevent XSS vulnerabilities from appearing in our applications is by escaping user input.
- b. Escaping data means taking the data an application has received and ensuring it is secure before rendering it for the end user.
- c. By escaping user input, key characters in the data received by a web page will be prevented from being interpreted in any malicious way.
- d. In essence, we are censoring the data our web page receives in a way that will disallow the characters especially <and> characters from being rendered, which otherwise could cause harm to the application and/or users.

2. **Validating input** :

- a. Validating input is the process of ensuring an application is rendering the correct data and preventing malicious data from doing harm to the site, database, and users.
- b. While whitelisting and input validation are more commonly associated with SQL injection, they can also be used as an additional method of prevention for XSS.
- c. Whereas blacklisting, or disallowing certain, predetermined characters in user input, disallows only known bad characters, whitelisting only allows known good characters and is a better method for preventing XSS attacks as well as others.
- d. Input validation is especially helpful and good at preventing XSS in forms, as it prevents a user from adding special characters into the fields, instead refusing the request.

3. **Sanitizing** :

- a. A third way to prevent cross-site scripting attacks is to sanitize user input.
- b. Sanitizing data is a strong defense, but should not be used alone to battle XSS attacks.
- c. Sanitizing user input is especially helpful on sites that allow HTML markup, to ensure data received can do no harm to users as well as our database by scrubbing the data clean of potentially harmful markup, changing unacceptable user input to an acceptable format.

Que 3.32. Describe XSS vulnerabilities.

Answer

Following are XSS vulnerabilities :

1. Stored XSS vulnerabilities :

- a. Stored attacks are those where the injected script is permanently stored on the target servers, such as in a database, in a message forum, visitor log, comment field, etc.
- b. The victim then retrieves the malicious script from the server when it requests the stored information. Stored XSS is also referred to as Persistent or Type-I XSS.

2. Reflected XSS vulnerabilities :

- a. Reflected attacks are those where the injected script is reflected off the web server, such as in an error message, search result, or any other response that includes some or all of the input sent to the server as part of the request.
- b. Reflected attacks are delivered to victims via another route, such as in an e-mail message, or on some other website.
- c. When a user is tricked into clicking on a malicious link, submitting a specially crafted form the injected code travels to the vulnerable web site, which reflects the attack back to the user's browser.
- d. The browser then executes the code because it came from a trusted server.
- e. Reflected XSS is also referred to as Non-Persistent or Type-II XSS.

3. Server-side versus DOM-based vulnerabilities :

- a. XSS vulnerabilities were first found in applications that performed all data processing on the server side.
- b. User input (including an XSS vector) would be sent to the server, and then sent back to the user as a web page.
- c. The need for an improved user experience resulted in popularity of applications that had a majority of the presentation logic working on the client-side that pulled data, on-demand, from the server using AJAX.
- d. As the JavaScript code was also processing user input and rendering it in the web page content, a new sub-class of reflected XSS attacks started to appear that was called DOM-based cross-site scripting.
- e. In a DOM-based XSS attack, the malicious data does not touch the web server. Rather, it is being reflected by the JavaScript code, fully on the client side.



4
UNIT

Basic Cryptography

CONTENTS

Part-1 : Public Key Cryptography, RSA Public Key Crypto	4-2W to 4-8W
Part-2 : Digital Signature Hash Functions, Public Key Distribution	4-8W to 4-19W
Part-3 : Real World Protocols, Basic Terminologies	4-19W to 4-22W
Part-4 : Email Security Certificates, Transport Layer Security TLS, IP Security	4-22W to 4-28W
Part-5 : DNS Security	4-28W to 4-33W

PART-1

Public Key Cryptography, RSA Public Key Crypto.

Questions-Answers

Long Answer Type and Medium Answer Type Questions

Que 4.1. Discuss public (asymmetric) key cryptography.

Answer

1. In public key cryptography, there are two keys : a private key and a public key.
2. The private key is kept by the receiver. The public key is announced to the public.
3. In Fig. 4.1.1 imagine Aaditya wants to send a message to Jyoti. Aaditya uses the public key to encrypt the message. When the message is received by Jyoti, the private key is used to decrypt the message.
4. In public key encryption/decryption, the public key that is used for encryption is different from the private key that is used for decryption.

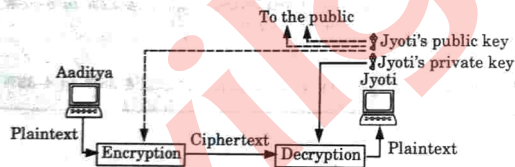


Fig. 4.1.1. Asymmetric key cryptography.

Que 4.2. What is the principle of public key cryptography? Discuss the applications for public key cryptography.

Answer

Principle of public key cryptography :

1. The concept of public key cryptography evolved from an attempt to solve the most difficult problems associated with symmetric encryption :
 - i. Two communicants already share a key, which has been distributed to them.

- ii. The use of a key distribution center.
2. The second problem negates the very essence of cryptography i.e., the ability to maintain total secrecy over the communication.

Applications for public key cryptography : The use of public key cryptography is classified into three categories :

- a. **Encryption/decryption :** The sender encrypts a message with the recipient's public key.
- b. **Digital signature :** The sender signs a message with its private key. Signing is achieved by a cryptographic algorithm applied to the message or to a small block of data that is a function of the message.
- c. **Key exchange :** Two sides cooperate to exchange a session key. Several different approaches are possible, involving the private keys of one or both parties.

Que 4.3. Difference between symmetric and asymmetric key cryptography.

Answer

S. No.	Symmetric-key cryptography	Asymmetric-key cryptography
1.	It uses a single key for both encryption and decryption of data.	It uses two different keys—public key for encryption and private key for decryption.
2.	Both the communicating parties share the same algorithm and the key.	Both the communicating parties should have at least one of the matched pair of keys.
3.	The processes of encryption and decryption are very fast.	The encryption and decryption processes are slower as compared to symmetric-key cryptography.
4.	Key distribution is a problem.	Key distribution is not a problem.
5.	The size of encrypted text is same or less than the original text.	The size of encrypted text is more than the size of the original text.

Que 4.4. Describe RSA algorithm. In RSA, given $e = 7$ and $n = 3$. Encrypt the message "ME" using 00 to 25 for letters A to Z.

Answer

RSA algorithm :

1. RSA is a public key encryption algorithm, named for its inventors (Rivest, Shamir and Adleman).
2. The RSA algorithm is based on the mathematical part that it is easy to find and multiply large prime numbers together, but it is extremely difficult to factor their product.
3. The RSA algorithm is shown as :
 - a. Choose two large prime numbers p and q .
 - b. Calculate $n = p \times q$.
 - c. Select the public key (i.e., the encryption key) e such that it is not a factor of $(p - 1)$ and $(q - 1)$.
 - d. Select the private key (i.e., the decryption key) d such that the following equation is true :

$$(d \times e) \bmod (p - 1) \times (q - 1) = 1$$
 - e. For encryption, calculate the cipher text C from the plain text M as follows :

$$C = M^e \bmod n$$
 - f. Send C as the cipher text to the receiver.
 - g. For decryption, calculate the plain text C from the cipher text C as follows :

$$M = C^d \bmod n$$

Numerical :

1. Translate the numbers into letters : $M = 12$ and $E = 4$
2. Encrypt each block M using, $C = M^7 \pmod{3}$
3. For $M = 12$

$$\begin{aligned} C &= 12^7 \pmod{3} \\ &= 12^4 \times 12^3 \pmod{3} \\ &= (12^2)^2 \times 12^2 \times 12 \pmod{3} = 0 \end{aligned}$$

For $E = 4$

$$\begin{aligned} C &= E^7 \pmod{3} \\ &= 4^7 \pmod{3} \\ &= 4 \pmod{3} = 1 \end{aligned}$$

The encrypted ciphertext is : 0 and 1.

Que 4.5. Explain RSA algorithm. Perform encryption and decryption using RSA algorithm for $p = 11, q = 13, e = 7, m = 9$.
OR

Explain RSA using example.

Answer

RSA algorithm : Refer Q. 4.4, Page 4-3W, Unit-4.

Numerical :

Step 1 : $p = 11, q = 13$

Step 2 : $n = p \times q = 11 \times 13 = 143$

Step 3 : Calculate

$$\begin{aligned} \phi(n) &= (p - 1)(q - 1) \\ &= (11 - 1)(13 - 1) = 10 \times 12 = 120 \end{aligned}$$

Step 4 : Determine d such that $de = 1 \pmod{160}$

$$d = e^{-1} \pmod{160}$$

Using extended Euclidean algorithm we calculate d .

q	r_1	r_2	r'	t_1	t_2	t
17	120	7	1	0	1	-17
7	7	1	0	1	-17	120
		1	0	-17	120	

$$= -17 \pmod{120}$$

$$d = 103$$

Public key = $\{7, 143\}$

Private key = $\{103, 143\}$

Encryption $(C) = M^e \pmod{n}$

$$M = 9$$

$$C = 9^7 \pmod{143}$$

$$= [(9^4 \pmod{143}) \times (9^2 \pmod{143})$$

$$(9^1 \pmod{143})] \pmod{143}$$

$$= (126 \times 81 \times 9) \pmod{143}$$

$$= 91854 \pmod{143} = 48$$

Decryption $(M) = 13^{103} \pmod{143}$

Que 4.6. Discuss public key cryptography. Explain RSA algorithm with suitable steps. Let $p = 17, q = 11, e = 7$ and $d = 23$. Calculate the public key and private key and show encryption and decryption for plain text $M = 88$ by using RSA algorithm.

Answer

Public key cryptography : Refer Q. 4.1, Page 4-2W, Unit-4.

RSA algorithm : Refer Q. 4.4, Page 4-3W, Unit-4.

Numerical :

Step 1 : $p = 17, q = 11$

4-6 W (CC-Sem-3 & 4)

Basic Cryptography

Step 2 : $n = p \times q = 17 \times 11 = 187$ Step 3 : Calculate $\phi(n) = (p-1)(q-1) = 16 \times 10 = 160$ Step 4 : $d = 23$ and $e = 7$ Public key is $(7, 187)$ Private key is $(23, 187)$

Encryption : Ciphertext is

$$C = M^e \bmod n = 88^7 \bmod 187 = (88^2 \bmod 187)(88^5 \bmod 187)$$

$$= [77 \times (77 \times 77) \times 88] \bmod 187 = 11$$

Decryption : Plaintext is

$$M = C^d \bmod n = 11^{23} \bmod 187 = (11^5 \bmod 187)(11^{18} \bmod 187)$$

$$= [44 \times (44 \times 44 \times 44)(11^3 \bmod 187)] \bmod 187$$

$$= [44^4 \times 22] \bmod 187 = 88$$

Que 4.7. What are the advantages and disadvantages of RSA ?**Answer****Advantages of RSA :**

- Convenience** : It solves the problem of distributing the key for encryption.
- Provides message authentication** : Public key encryption allows the use of digital signatures which enables the recipient of a message to verify that the message is from a particular sender.
- Detection of tampering** : The use of digital signatures in public key encryption allows the receiver to detect if the message was altered in transit. A digitally signed message cannot be modified without invalidating the signature.
- Provides non-repudiation** : Digitally signing a message is related to physically signing a document. It is an acknowledgement of the message and thus, the sender cannot deny it.

Disadvantages of RSA :

- Public keys should/must be authenticated** : No one can be absolutely sure that a public key belongs to the person it specifies and so everyone must verify that their public keys belong to them.
- Slow** : Public key encryption is slow compared to symmetric encryption. Not feasible for use in decrypting bulk messages.
- Uses more computer resources** : It requires a lot more computer supplies compared to single-key encryption.
- Widespread security compromise is possible** : If an attacker determines a person's private key, his or her entire messages can be read.
- Loss of private key may be irreparable** : The loss of a private key means that all received messages cannot be decrypted.

Computer System Security

4-7 W (CC-Sem-3 & 4)

Que 4.8. What are the securities of RSA ? Perform encryption and decryption using RSA algorithm for $p = 17, q = 11, e = 7, d = 23, m = 88$.**Answer**

Three possible approaches and securities of the RSA algorithm are :

- Brute force** :
 - This involves trying all possible private keys.
 - The defense against the brute force approach is to use a large key space.
- Mathematical attacks** :
 - There are several approaches used for factoring the product of two primes.
 - The defense against mathematical attacks is to use factoring performance as a benchmark against which to evaluate the security of RSA.
- Timing attacks** : These depend on the running time of the decryption algorithm. Counter-measures that can be used, includes the following :
 - Constant exponentiation time** : Ensure that all exponentiation take the same amount of time before returning a result. This is a simple fix but does degrade performance.
 - Random delay** : Better performance could be achieved by adding a random delay to the exponentiation algorithm to confuse the timing attack.
 - Blinding** : Multiply the ciphertext by a random number before performing exponentiation. This process prevents the attacker from knowing what ciphertext bits are being processed inside the computer and therefore prevents the bit-by-bit analysis essential to the timing attack.

Numerical : Refer Q. 4.6, Page 4-5W, Unit-4.

Que 4.9. Write a short note on hybrid cryptosystem.**Answer**

- A hybrid cryptosystem is a protocol using multiple ciphers of different types together.
- In hybrid cryptosystem, we generate a random secret key for a symmetric cipher, and then encrypt this key via an asymmetric cipher using the recipient's public key.
- The message itself is then encrypted using the symmetric cipher and the secret key.
- Both the encrypted secret key and the encrypted message are then sent to the recipient.

- v. The recipient decrypts the secret key first, using his/her own private key, and then uses that key to decrypt the message.
- vi. The steps of hybrid encryption are :
 1. Generate a symmetric key. The symmetric key needs to be kept a secret.
 2. Encrypt the data using the secret symmetric key.
 3. The person to whom we wish to send a message will share her public key and keep the private key a secret.
 4. Encrypt the symmetric key using the public key of the receiver.
 5. Send the encrypted symmetric key to the receiver.
 6. Send the encrypted message text.
 7. The receiver decrypts the encrypted symmetric key using her private key and gets the symmetric key needed for decryption.
 8. The receiver uses the decrypted symmetric key to decrypt the message, getting the original message.

PART-2

Digital Signature Hash Functions, Public Key Distribution.

Questions-Answers

Long Answer Type and Medium Answer Type Questions

Que 4.10. Describe briefly the term digital envelope.

Answer

1. A digital envelope is a secure electronic data container that is used to protect a message through encryption and data authentication.
2. A digital envelope allows users to encrypt data with the speed of secret key encryption and the convenience and security of public key encryption.
3. Rivest, Shamir and Adleman (RSA) Public-Key Cryptography Standard (PKCS) governs the application of cryptography to data for digital envelopes and digital signatures.
4. A digital envelope is also known as a digital wrapper.
5. Following methods may be used to create a digital envelope :
 - a. Secret key encryption algorithms, for message encryption.
 - b. Public key encryption algorithm from RSA for secret key encryption with a receiver's public key.

6. An example of a digital envelope is Pretty Good Privacy (PGP), a popular data cryptography software that provides cryptographic privacy and data communication authentication.

Que 4.11. Explain the digital signatures.

Answer

1. Digital signature is a mathematical scheme used for verifying the authenticity of digital message or documents.
2. Digital signature uses three algorithms :
 - a. **Key generation** : This algorithm selects a private key uniformly at random from a set of possible private keys. Output of this algorithm is private key and its corresponding public key.
 - b. **Signing algorithm** : It produce signature by using message and private key.
 - c. **Signature verifying algorithm** : For a given message, signature and public key, either accepts or rejects the messages claim to authenticity.
3. Fig. 4.11.1 shows the concept of digital signature.

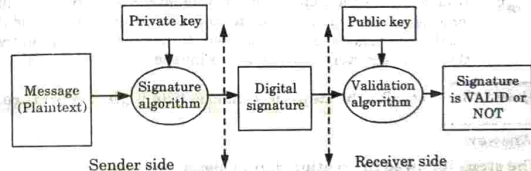


Fig. 4.11.1. Digital signature.

Que 4.12. Explain key generation algorithm, signing algorithm, signature verification algorithm in digital signature.

Answer

1. **Key generation algorithms** :
 - a. Digital signatures are electronic signatures, which assures that the message was sent by a particular sender.
 - b. While performing digital transactions authenticity and integrity should be assured, otherwise the data can be altered or someone can also act as if he was the sender and expect a reply.

2. Signing algorithms :

- a. To create a digital signature, signing algorithms like email programs create a one-way hash of the electronic data which is to be signed.
- b. The signing algorithm then encrypts the hash value using the private key (signature key).
- c. This encrypted hash along with other information like the hashing algorithm is the digital signature.
- d. This digital signature is appended with the data and sent to the verifier.
- e. The reason for encrypting the hash instead of the entire message or document is that a hash function converts any arbitrary input into a much shorter fixed length value.
- f. This saves time as instead of signing a long message a shorter hash value has to be signed and moreover hashing is much faster than signing.

3. Signature verification algorithms :

- a. Verifier receives digital signature along with the data.
- b. It then uses verification algorithm to process on the digital signature and the public key (verification key) and generates some value.
- c. It also applies the same hash function on the received data and generates a hash value. Then the hash value and the output of the verification algorithm are compared. If they both are equal, then the digital signature is valid else it is invalid.

Que 4.13. Describe the steps used in creating digital signature.

Answer

The steps followed in creating digital signature are :

1. Message digest is computed by applying hash function on the message and then message digest is encrypted using private key of sender to form the digital signature.
2. Digital signature is then transmitted with the message.
3. Receiver decrypts the digital signature using the public key of sender.
4. The receiver now has the message digest.
5. The receiver can compute the message digest from the message.
6. The message digest computed by receiver and the message digest got by decryption needs to be same for ensuring integrity.

Que 4.14. Write a short note on Message Digest (MD) hash function.

Answer

1. The MD hashing algorithm is a one-way cryptographic function that accepts a message of any length as input and returns as output a fixed length digest value to be used for authenticating the original message.
2. The MD hash function can be use as a secure cryptographic hash algorithm for authenticating digital signatures.
3. MD has been deprecated for uses other than as a non-cryptographic checksum to verify data integrity and detect unintentional data corruption.
4. The goal of any message digest function is to produce digests that appear to be random.
5. To be considered cryptographically secure, the hash function should meet two requirements :
 - i. It is impossible for an attacker to generate a message matching a specific hash value.
 - ii. It is impossible for an attacker to create two messages that produce the same hash value.

Que 4.15. Write the Digital Signature Algorithm (DSA) of Digital Signature Standard. What is the implication if same K (secret per message) is used to sign two different message using DSA ?

Answer

Digital Signature Algorithm (DSA) : DSA is an asymmetric encryption algorithm that works on two different key i.e., one public and one private to produce digital signature.

1. The sender generates a random number k , which is less than q .
2. The sender now calculates :
 - a. $r = (g^k \text{ mod } p) \text{ mod } q$
 - b. $s = (K^{-1}(H(m) + xr)) \text{ mod } q$
 The values r and s are the signatures of the sender.
3. The sender sends these values to the receiver. To verify the signature, the receiver calculates :

$$w = s^{-1} \text{ mod } q$$

$$u1 = (H(m) * w) \text{ mod } q$$

$$u2 = (rw) \text{ mod } q$$

$$v = ((g^{u1} * y^{u2}) \text{ mod } p) \text{ mod } q$$
 If $v = r$, the signature is said to be verified. Otherwise, it is rejected.

where,

$p = A$ prime number of length L bits

$q = A$ 160-bits prime factor of $(p - 1)$

$g = h^{p-1} \text{ mod } p$

$x = A$ number less than q .

$y = g^x \text{ mod } p$.

$H =$ Message Digest algorithm.

If same secret (k_1, k_2) is used for signing two different messages, it will generate two different signatures (r_1, s_1) and (r_1, s_2) :

$$1. \quad s_1 = k_1^{-1}(h_1k_2 + d(r_1 + r_2))$$

$$2. \quad s_2 = k_1^{-1}(h_2k_2 + d(r_1 + r_2))$$

where $h_1 = \text{SHA512}(m_1)$ and $h_2 = \text{SHA512}(m_2)$

$$3. \quad k_1s_1 - k_1s_2 = h_1k_2 + dr - h_2k_2 - dr$$

$$4. \quad k_1(s_1 - s_2) = k_2(h_1 - h_2)$$

5. We cannot obtain k_1, k_2 from this equation and so this scheme is more secure than original ECDSA (Elliptical Curve Digital Signature Algorithm) scheme.

Que 4.16. What are the properties and requirements for a digital signature ?

Answer

Properties of digital signature :

1. It must be able to verify the author, the date and time of the signature.
2. It must be able to authenticate the contents of the message at the time of the signature.
3. There must be third (trusted) party who can verify the digital signature to resolve disputes between the sender and receiver.

Requirements for a digital signature :

1. The signature must be in the form of a bit pattern and relative to the message being signed.
2. The signature must contain information that is unique to the sender, so that forgery and denial can be avoided.
3. The process of creating, recognizing and verifying the digital signature must also be comparatively easy.
4. A high computational effort must be required to forge a digital signature.
6. The copy of a digital signature must be retained in storage mechanism.

Que 4.17. Explain the variants of digital signatures.

Answer

Variants of digital signature are :

1. **Timestamped signature :**
 - a. Timestamped digital signatures include a timestamp value in order to prevent replay attack.
 - b. In a replay attack, the documents can be replayed by a third party.
2. **Blind signature :**
 - a. Blind signature is used when the sender does not want to reveal the contents of the message to the signer and just wishes to get the message signed by the signer.
 - b. Blind signatures are used in situations where the signer message authors are completely different parties.
 - c. Blind signatures scheme can be implemented by using a number of public-key digital signature schemes such as RSA and DSS.
3. **Undeniable digital signature**
 - a. This scheme is a non self-authenticating signature scheme in which no signatures can be verified without the signer's cooperation and notification.
 - b. This scheme has three components :
 - i. **Signing algorithm :** This allows the signer to sign a message.
 - ii. **Verification (or confirmation) protocol :** This allows the signer to limit the users who can verify his or her signature.
 - iii. **Disavowal (or denial) protocol :** Since the verification process requires the involvement of the signer, it is quite possible that the signer can freely decline the request of the verifier. This protocol prevents the signer from proving that a signature is invalid when it is valid and vice-versa.

Que 4.18. What is hash function ? Discuss SHA-512 with all required steps, round function and block diagram.

Answer

Hash function :

1. A cryptographic hash function is a transformation that takes an input and returns a fixed-size string, which is called the hash value.
2. A hash value h is generated by a function H of the form :

$$h = H(M)$$

where M is the variable length message and $H(M)$ is the fixed length hash value.

3. The hash value is appended to the message at the source at a time when message is assumed or known to be correct.

4. The receiver authenticates the message by recomputing the hash value.
5. The ideal hash function has three main properties:
 - a. It is extremely easy to calculate a hash for any given data.
 - b. It is extremely difficult to calculate a text that has given hash.
 - c. It is extremely unlikely that two different messages, however close, will have the same hash.

Working of Secure Hash Algorithm (SHA) : The algorithm takes as input a message with maximum length of less than 2^{128} bits and produces as output a 512-bit message digest. The input is processed in 1024-bit blocks. The processing consists of following steps :

Step 1 : Padding : The first step in SHA is to add padding to the end of the original message in such a way that the length of the message is 64-bits short of a multiple of 512.

Step 2 : Append length : The length of the message excluding the length of the padding is calculated and appended to the end of the padding as a 64-bit block.

Step 3 : Divide the input into 512-bit blocks : The input message is divided into blocks, each of length 512-bits. These blocks become the input to the message digest processing logic.

Step 4 : Initialize chaining variables : Five chaining variables A through E are initialized. In SHA, we want to produce a message digest of length 160-bits. Therefore, we need to have five chaining variables.

Step 5 : Process blocks : Main algorithm is executed in process block.

Round Functions :

1. The round function computes a new value for variable A and shifts all working variable once per round.
2. The computation for variable A is a five operand addition modulo 2^{32} where the operands depend on all input words, the round-dependent constant K_r , and the current message word W_r .

Block diagram of SHA-512 :

1. The core is composed of two main units, the SHA1 Engine and the padding unit.
2. The SHA1 Engine applies the SHA1 loops on a single 512-bit message block, while the padding unit splits the input message into 512-bit blocks and performs the message padding on the last block of the message.
3. The processing of one 512-bit block is performed in 82 clock cycles and the bit-rate achieved is 6.24 Mbps / MHz on the input of the SHA1 core.

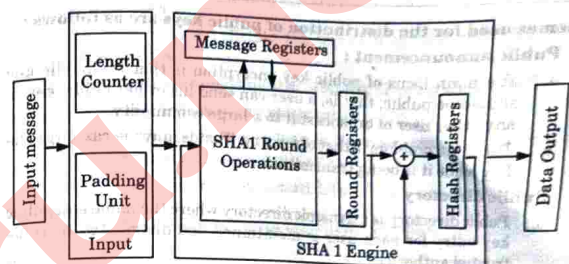


Fig. 4.18.1

Que 4.19. What are the characteristics of SHA function ?

Answer

Characteristics (requirements) of secure hash function :

1. The hash function should be applicable on a block of data of any size.
2. The output produced by the hash function should always be of fixed length.
3. For any given message or block of data, it should be easier to generate the hash code.
4. Given a hash code, it should be nearly impossible to determine the corresponding message or block of data.
5. Given a message or block of data, it should not be computationally feasible to determine another message or block of data generating the same hash code as that of the given message or block of data.
6. No two messages or blocks of data, even being almost similar, should be likely to have the same hash code.

Que 4.20. Discuss public key distribution. Describe the various schemes used for public key distribution.

Answer

1. In public key cryptography, the key distribution of public keys is done through public key servers.
2. When a person creates a key-pair, they keep one key private and the other known as the public-key is uploaded to a server where it can be accessed by anyone to send the user a private, encrypted, message.

4-16 W (CC-Sem-3 & 4)

Basic Cryptography

Schemes used for the distribution of public keys are as follows :

1. **Public announcement :**
 - a. The main focus of public key encryption is that the public key should be public; that is, a user can send his or her public key to any other user or broadcast it to a large community.
 - b. The main problem is that of forgery. That is, anyone can forge the key while it is being transmitted.
2. **Public directory :**
 - a. Public directory is a dynamic directory where the name and public key entry for each user is maintained and distributed by some trusted authority.
 - b. This approach assumes that the public key of the authority is known to everyone, however the corresponding private key is known only to the authority.
 - c. Each user has to register his or her public key with the directory authority.
 - d. The user can replace its existing key with a new one as per his or her choice.
3. **Public key authority :**
 - a. In public directory scheme, if the private key of the authority is stolen, then it may result in loss of data.
 - b. Thus, to achieve stronger security for public key distribution, a tighter control needs to be provided over the distribution of public keys from the directory.
 - c. In this case, a central authority maintains the dynamic directory of the public keys of all the users. The user knows only the public key of the authority, while the corresponding private key is secret to the authority.

Que 4.21. Discuss X.509 certificates in detail. What is the role of X.509 certificates in cryptography?

Answer

X.509 certificates :

1. In cryptography, X.509 is an ITU-T standard for a Public Key Infrastructure (PKI) for single sign-on and Privilege Management Infrastructure (PMI).
2. X.509 specifies, standard formats for public key certificates, certificate revocation lists, attribute certificates and a certification path validation algorithm.
3. X.509 defines a framework for the provision of authentication services by the X.509 directory to its user.

Computer System Security

4-17 W (CC-Sem-3 & 4)

4. X.509 certificate is based on the use of public key cryptography and digital signatures.
5. The standard does not dictate the use of a specific algorithm but recommends RSA.
6. X.509 certificates format is used in S/MIME, IP security and SET.

Role of X.509 certificates in cryptography :

1. To verify that a public key belong to the user, computer or service identify contained within the certificate.
2. To validate the identity of encrypted data.

Que 4.22. Discuss X.509 digital certificate format.

Answer

Format of X.509 certificate :

The general format of a X.509 digital certificate is shown in Fig. 4.22.1.

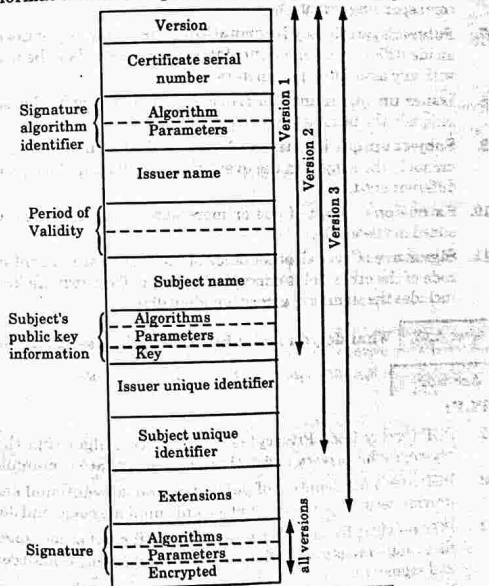
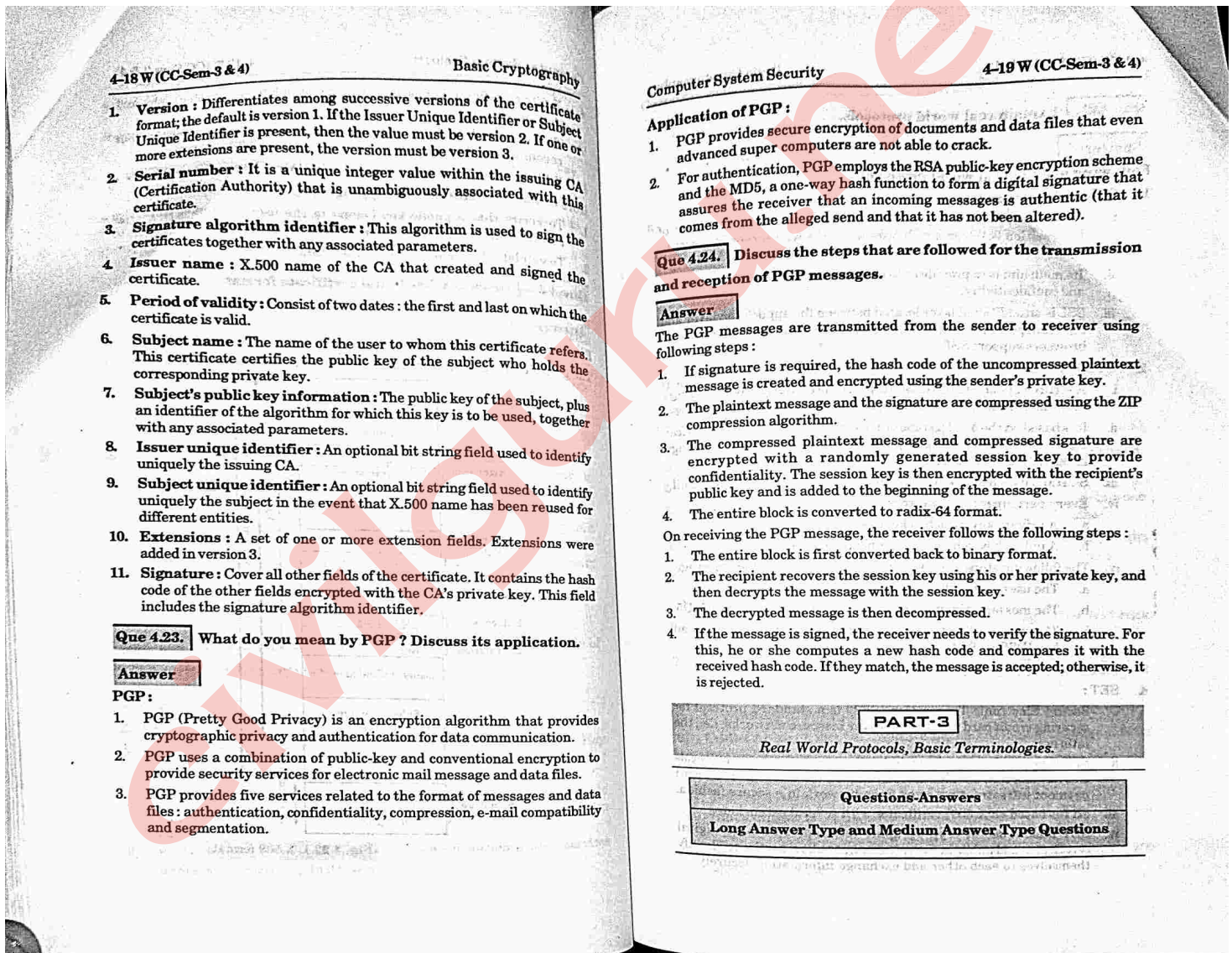


Fig. 4.22.1. X.509 format.



1. **Version** : Differentiates among successive versions of the certificate format; the default is version 1. If the Issuer Unique Identifier or Subject Unique Identifier is present, then the value must be version 2. If one or more extensions are present, the version must be version 3.
2. **Serial number** : It is a unique integer value within the issuing CA (Certification Authority) that is unambiguously associated with this certificate.
3. **Signature algorithm identifier** : This algorithm is used to sign the certificates together with any associated parameters.
4. **Issuer name** : X.500 name of the CA that created and signed the certificate.
5. **Period of validity** : Consist of two dates : the first and last on which the certificate is valid.
6. **Subject name** : The name of the user to whom this certificate refers. This certificate certifies the public key of the subject who holds the corresponding private key.
7. **Subject's public key information** : The public key of the subject, plus an identifier of the algorithm for which this key is to be used, together with any associated parameters.
8. **Issuer unique identifier** : An optional bit string field used to identify uniquely the issuing CA.
9. **Subject unique identifier** : An optional bit string field used to identify uniquely the subject in the event that X.500 name has been reused for different entities.
10. **Extensions** : A set of one or more extension fields. Extensions were added in version 3.
11. **Signature** : Cover all other fields of the certificate. It contains the hash code of the other fields encrypted with the CA's private key. This field includes the signature algorithm identifier.

Que 4.23. What do you mean by PGP ? Discuss its application.

Answer

PGP:

1. PGP (Pretty Good Privacy) is an encryption algorithm that provides cryptographic privacy and authentication for data communication.
2. PGP uses a combination of public-key and conventional encryption to provide security services for electronic mail message and data files.
3. PGP provides five services related to the format of messages and data files : authentication, confidentiality, compression, e-mail compatibility and segmentation.

Application of PGP :

1. PGP provides secure encryption of documents and data files that even advanced super computers are not able to crack.
2. For authentication, PGP employs the RSA public-key encryption scheme and the MD5, a one-way hash function to form a digital signature that assures the receiver that an incoming messages is authentic (that it comes from the alleged send and that it has not been altered).

Que 4.24. Discuss the steps that are followed for the transmission and reception of PGP messages.

Answer

The PGP messages are transmitted from the sender to receiver using following steps :

1. If signature is required, the hash code of the uncompressed plaintext message is created and encrypted using the sender's private key.
2. The plaintext message and the signature are compressed using the ZIP compression algorithm.
3. The compressed plaintext message and compressed signature are encrypted with a randomly generated session key to provide confidentiality. The session key is then encrypted with the recipient's public key and is added to the beginning of the message.
4. The entire block is converted to radix-64 format.

On receiving the PGP message, the receiver follows the following steps :

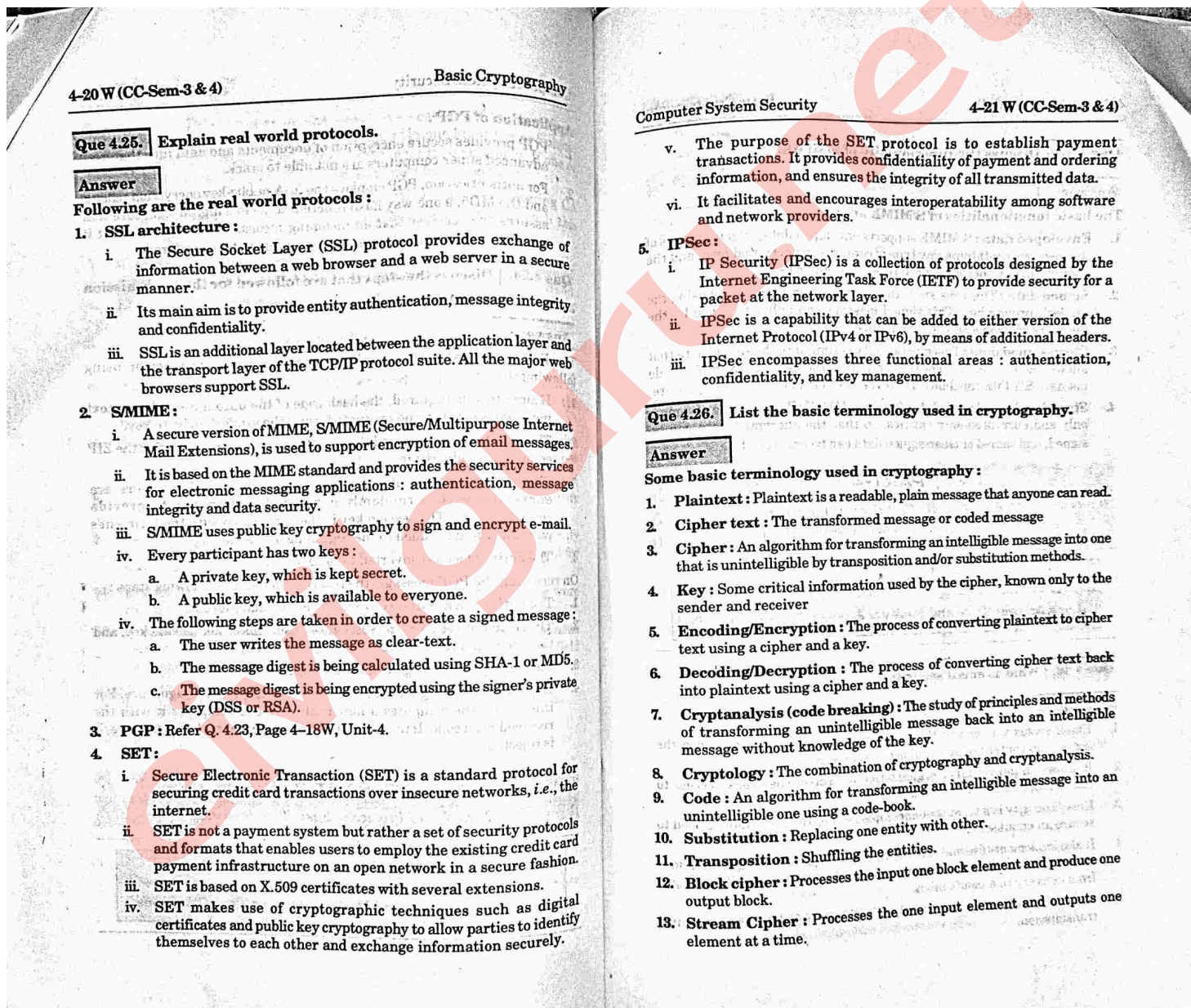
1. The entire block is first converted back to binary format.
2. The recipient recovers the session key using his or her private key, and then decrypts the message with the session key.
3. The decrypted message is then decompressed.
4. If the message is signed, the receiver needs to verify the signature. For this, he or she computes a new hash code and compares it with the received hash code. If they match, the message is accepted; otherwise, it is rejected.

PART-3

Real World Protocols, Basic Terminologies.

Questions-Answers

Long Answer Type and Medium Answer Type Questions



Que 4.25. Explain real world protocols.

Answer

Following are the real world protocols :

1. SSL architecture :

- i. The Secure Socket Layer (SSL) protocol provides exchange of information between a web browser and a web server in a secure manner.
- ii. Its main aim is to provide entity authentication, message integrity and confidentiality.
- iii. SSL is an additional layer located between the application layer and the transport layer of the TCP/IP protocol suite. All the major web browsers support SSL.

2. S/MIME :

- i. A secure version of MIME, S/MIME (Secure/Multipurpose Internet Mail Extensions), is used to support encryption of email messages.
- ii. It is based on the MIME standard and provides the security services for electronic messaging applications : authentication, message integrity and data security.
- iii. S/MIME uses public key cryptography to sign and encrypt e-mail.
- iv. Every participant has two keys :
 - a. A private key, which is kept secret.
 - b. A public key, which is available to everyone.
- iv. The following steps are taken in order to create a signed message :
 - a. The user writes the message as clear-text.
 - b. The message digest is being calculated using SHA-1 or MD5.
 - c. The message digest is being encrypted using the signer's private key (DSS or RSA).

3. PGP : Refer Q. 4.23, Page 4-18W, Unit-4.

4. SET :

- i. Secure Electronic Transaction (SET) is a standard protocol for securing credit card transactions over insecure networks, i.e., the internet.
- ii. SET is not a payment system but rather a set of security protocols and formats that enables users to employ the existing credit card payment infrastructure on an open network in a secure fashion.
- iii. SET is based on X.509 certificates with several extensions.
- iv. SET makes use of cryptographic techniques such as digital certificates and public key cryptography to allow parties to identify themselves to each other and exchange information securely.

- v. The purpose of the SET protocol is to establish payment transactions. It provides confidentiality of payment and ordering information, and ensures the integrity of all transmitted data.
- vi. It facilitates and encourages interoperability among software and network providers.

5. IPsec :

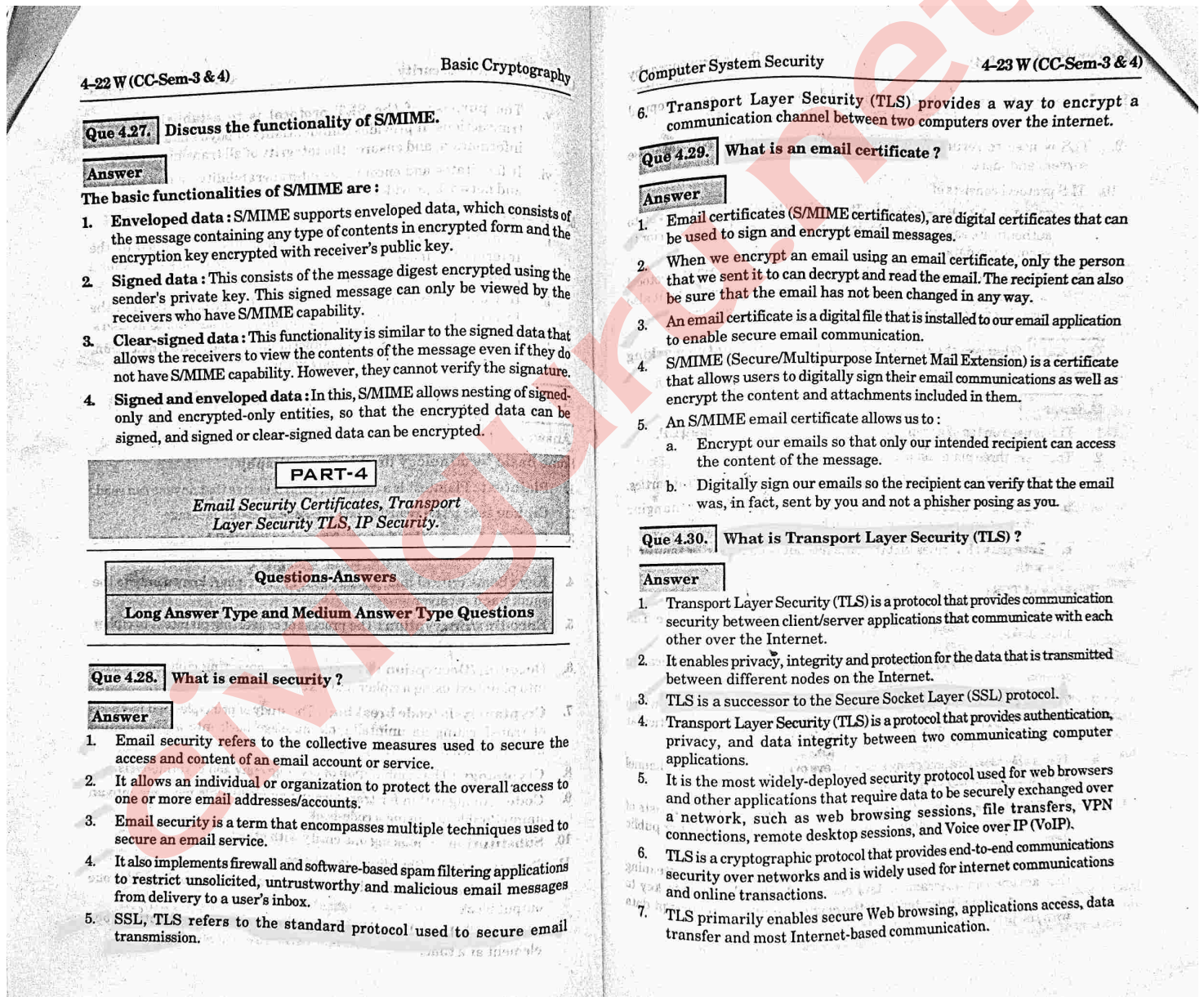
- i. IP Security (IPSec) is a collection of protocols designed by the Internet Engineering Task Force (IETF) to provide security for a packet at the network layer.
- ii. IPsec is a capability that can be added to either version of the Internet Protocol (IPv4 or IPv6), by means of additional headers.
- iii. IPsec encompasses three functional areas : authentication, confidentiality, and key management.

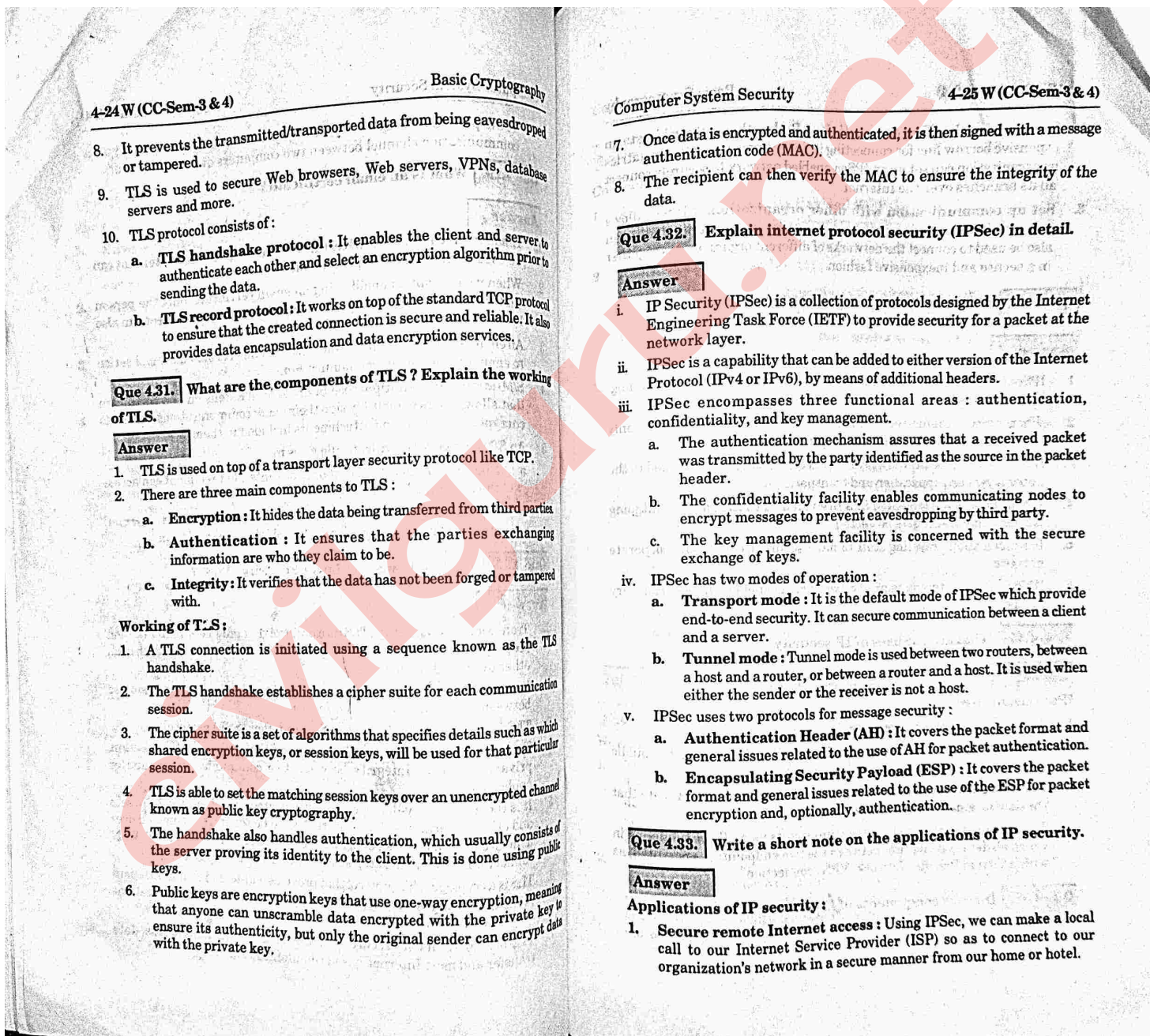
Que 4.26. List the basic terminology used in cryptography.

Answer

Some basic terminology used in cryptography :

1. **Plaintext :** Plaintext is a readable, plain message that anyone can read.
2. **Cipher text :** The transformed message or coded message
3. **Cipher :** An algorithm for transforming an intelligible message into one that is unintelligible by transposition and/or substitution methods.
4. **Key :** Some critical information used by the cipher, known only to the sender and receiver
5. **Encoding/Encryption :** The process of converting plaintext to cipher text using a cipher and a key.
6. **Decoding/Decryption :** The process of converting cipher text back into plaintext using a cipher and a key.
7. **Cryptanalysis (code breaking) :** The study of principles and methods of transforming an unintelligible message back into an intelligible message without knowledge of the key.
8. **Cryptology :** The combination of cryptography and cryptanalysis.
9. **Code :** An algorithm for transforming an intelligible message into an unintelligible one using a code-book.
10. **Substitution :** Replacing one entity with other.
11. **Transposition :** Shuffling the entities.
12. **Block cipher :** Processes the input one block element and produce one output block.
13. **Stream Cipher :** Processes the one input element and outputs one element at a time.





4-24 W (CC-Sem-3 & 4)

Basic Cryptography

8. It prevents the transmitted/transported data from being eavesdropped or tampered.
9. TLS is used to secure Web browsers, Web servers, VPNs, database servers and more.
10. TLS protocol consists of:
 - a. **TLS handshake protocol** : It enables the client and server to authenticate each other and select an encryption algorithm prior to sending the data.
 - b. **TLS record protocol** : It works on top of the standard TCP protocol to ensure that the created connection is secure and reliable. It also provides data encapsulation and data encryption services.

Que 4.31. What are the components of TLS ? Explain the working of TLS.

Answer

1. TLS is used on top of a transport layer security protocol like TCP.
2. There are three main components to TLS :
 - a. **Encryption** : It hides the data being transferred from third parties.
 - b. **Authentication** : It ensures that the parties exchanging information are who they claim to be.
 - c. **Integrity** : It verifies that the data has not been forged or tampered with.

Working of T.L.S :

1. A TLS connection is initiated using a sequence known as the TLS handshake.
2. The TLS handshake establishes a cipher suite for each communication session.
3. The cipher suite is a set of algorithms that specifies details such as which shared encryption keys, or session keys, will be used for that particular session.
4. TLS is able to set the matching session keys over an unencrypted channel known as public key cryptography.
5. The handshake also handles authentication, which usually consists of the server proving its identity to the client. This is done using public keys.
6. Public keys are encryption keys that use one-way encryption, meaning that anyone can unscramble data encrypted with the private key to ensure its authenticity, but only the original sender can encrypt data with the private key.

Computer System Security

4-25 W (CC-Sem-3 & 4)

7. Once data is encrypted and authenticated, it is then signed with a message authentication code (MAC).
8. The recipient can then verify the MAC to ensure the integrity of the data.

Que 4.32. Explain internet protocol security (IPSec) in detail.

Answer

- i. IP Security (IPSec) is a collection of protocols designed by the Internet Engineering Task Force (IETF) to provide security for a packet at the network layer.
- ii. IPSec is a capability that can be added to either version of the Internet Protocol (IPv4 or IPv6), by means of additional headers.
- iii. IPSec encompasses three functional areas : authentication, confidentiality, and key management.
 - a. The authentication mechanism assures that a received packet was transmitted by the party identified as the source in the packet header.
 - b. The confidentiality facility enables communicating nodes to encrypt messages to prevent eavesdropping by third party.
 - c. The key management facility is concerned with the secure exchange of keys.
- iv. IPSec has two modes of operation :
 - a. **Transport mode** : It is the default mode of IPSec which provide end-to-end security. It can secure communication between a client and a server.
 - b. **Tunnel mode** : Tunnel mode is used between two routers, between a host and a router, or between a router and a host. It is used when either the sender or the receiver is not a host.
- v. IPSec uses two protocols for message security :
 - a. **Authentication Header (AH)** : It covers the packet format and general issues related to the use of AH for packet authentication.
 - b. **Encapsulating Security Payload (ESP)** : It covers the packet format and general issues related to the use of the ESP for packet encryption and, optionally, authentication.

Que 4.33. Write a short note on the applications of IP security.

Answer

Applications of IP security :

1. **Secure remote Internet access** : Using IPSec, we can make a local call to our Internet Service Provider (ISP) so as to connect to our organization's network in a secure manner from our home or hotel.

2. **Secure branch office connectivity** : Rather than subscribing to an expensive borrow line for connecting its branches across cities/countries an organization can set up an IPSec-enabled network to securely connect all its branches over the Internet.
3. **Set up communication with other organizations** : IPSec allows connectivity between various branches of an organization, and it can also be used to connect the networks of different organizations together in a secure and inexpensive fashion.

Que 4.34. What are the advantages of IPSec ?

Answer

1. IPSec is transparent to the end users. There is no need for user training, key revocation.
2. When IPSec is configured to work with a firewall, it becomes the only entry-exit point for all traffic making it extra secure.
3. IPSec works at the network layer. Hence, no changes are needed to the upper layers i.e., application and transport.
4. When IPSec is implemented in a firewall or a router, all the outgoing and incoming traffic gets protected.
5. IPSec can allow traveling staff to have secure access to the corporate network.
6. IPSec allows interconnectivity between branches/offices in a very inexpensive manner.

Que 4.35. What are the uses of IP security ?

Answer

IPsec can be used :

1. To encrypt application layer data.
2. To provide security for routers sending routing data across the public internet.
3. To provide authentication without encryption, like to authenticate that the data originates from a known sender.
4. To protect network data by setting up circuits using IPsec tunneling in which all data is being sent between the two endpoints is encrypted, as with a Virtual Private Network (VPN) connection.

Que 4.36. Discuss components of IP Security.

Answer

Components of IP security :

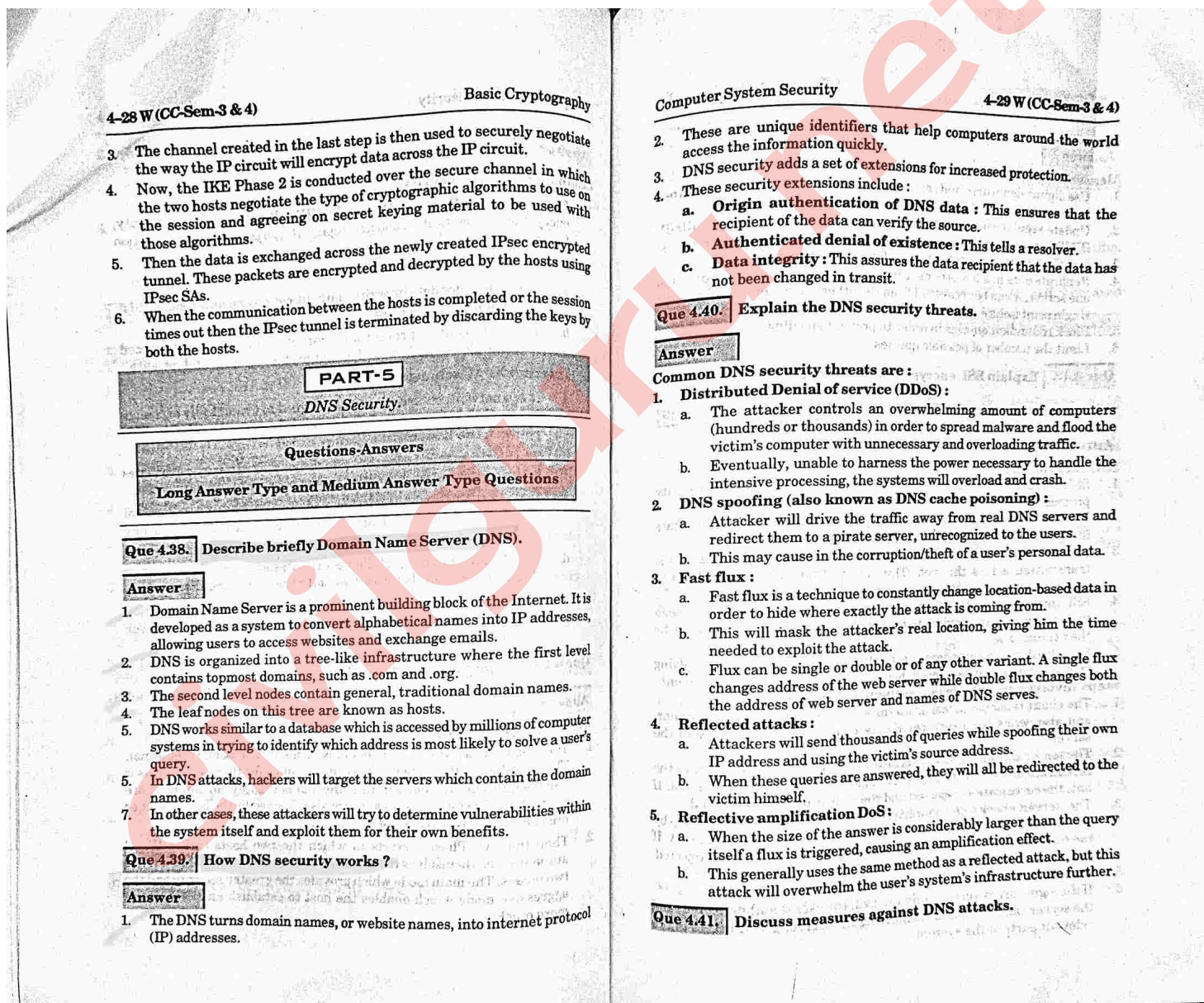
1. **Encapsulating Security Payload (ESP)** : It provides data integrity, encryption, authentication and anti replay. It also provides authentication for payload.
2. **Authentication Header AH** :
 - a. It also provides data integrity, authentication and anti-replay and it does not provide encryption.
 - b. The anti-replay protection protects against unauthorized transmission of packets. It does not protect data's confidentiality.
3. **Internet Key Exchange (IKE)** :
 - a. It is a network security protocol designed to dynamically exchange encryption keys and find a way over Security Association (SA) between two devices.
 - b. The Security Association (SA) establishes shared security attributes between two network entities to support secure communication.
 - c. Internet Security Association and Key Management Protocol (ISAKMP) provide a framework for authentication and key exchange.
 - d. It tells how the set up of the Security Associations (SAs) and how direct connections between two hosts that are using IPsec.
 - e. Internet Key Exchange (IKE) provides message content protection and also an open frame for implementing standard algorithms such as SHA and MD5.

Que 4.37. Explain the working of IP Security.

Answer

Working of IP security :

1. The host checks if the packet should be transmitted using IPsec or not. These packet traffic triggers the security policy for themselves. This is done when the system sending the packet apply an appropriate encryption. The incoming packets are also checked by the host that they are encrypted properly or not.
2. Then the IKE Phase I starts in which the two hosts (using IPsec) authenticates themselves to each other to start a secure channel. It has two modes. The main mode which provides the greater security and the aggressive mode which enables the host to establish an IPsec circuit more quickly.



4-30 W (CC-Sem-3 & 4)

Basic Cryptography

Answer

Measures against DNS attacks :

1. Use digital signatures and certificates to authenticate sessions in order to protect private data.
2. Update regularly and use the latest software versions, such as BIND. BIND is open source software that resolves DNS queries for users.
3. Install appropriate patches and fix faulty bugs regularly.
4. Replicate data in a few other servers, so that if data is corrupted/lost in one server, it can be recovered from the others. This could also prevent single point failure.
5. Block redundant queries in order to prevent spoofing.
6. Limit the number of possible queries.

Que 4.42. Explain SSL encryption. What are the steps involved in SSL server authentication ? **AKTU 2019-20, Marks 10**

Answer

SSL encryption :

1. SSL (Secure Sockets Layer), is an encryption-based Internet security protocol.
2. It is used for the purpose of ensuring privacy, authentication, and data integrity in Internet communications.
3. In order to provide a high degree of privacy, SSL encrypts data that is transmitted across the web. This means that anyone who tries to intercept this data will only see a garbled mix of characters.
4. SSL initiates an authentication process called a handshake between two communicating devices to ensure that both devices are really who they claim to be.
5. SSL also digitally signs data in order to provide data integrity, verifying that the data is not tampered, before reaching its intended recipient.

Steps involved in SSL server authentication are :

1. The client requests access from the server to a specific user account, and also sends the user's certificate containing a public key to the server.
2. The server checks the CA (Certification of Authority) signature in the certificate and consults a local database to see if the CA is trusted. If not, the certificate is rejected and the user is not authenticated.
3. The server checks the validity of the certificate, for example, by consulting a Certificate Revocation List (CRL) published by the CA. If the certificate has been revoked or has expired, the certificate is rejected.
4. The client signs a value with the user's private key.
5. The server verifies the signature with the user's public key.
6. If the signature is successfully verified, the user is authenticated, and the server can move on to authorizing the user, or giving access to the relevant parts of the system.

Computer System Security

4-31 W (CC-Sem-3 & 4)

Que 4.43. What are asymmetric algorithms ? Give their advantages, disadvantages. **AKTU 2019-20, Marks 10**

Answer

Asymmetric algorithms : Refer Q. 4.1, Page 4-2W, Unit-4.

Advantages and disadvantages : Since RSA is an asymmetric algorithm. Hence for advantages and disadvantages Refer Q. 4.7, Page 4-6W, Unit-4.

Que 4.44. What is DES ? Why were double and triple DES created and what are they ? **AKTU 2019-20, Marks 10**

Answer

DES :

1. The DES has a 64-bit block size and uses a 56-bit key during execution (8 parity bits are stripped off from full 64-bit key). DES is a symmetric cryptosystem, specifically a 16-round Feistel cipher.
2. A block to be enciphered is subjected to an initial permutation IP and then to a complex key-dependent computation and finally to a permutation which is the inverse of the initial permutation IP^{-1} .
3. Permutation is an operation performed by a function, which moves an element at place j to the place k .
4. The key-dependent computation can be simply defined in terms of a function f , called the cipher function, and a function KS, called the key schedule.

Reason for creation :

1. Since DES uses 56 bit key to encrypt any plain text which can easily be cracked by using modern technologies.
2. To prevent this from happening, double DES and triple DES were created which are much more secured than the original DES because it uses 112 and 168 bit keys respectively. They offer much more security than DES.

Double DES :

1. Double DES is an encryption technique which uses two instance of DES on same plain text. In both instances it uses different keys to encrypt the plain text.
2. Both keys are required at the time of decryption. The 64 bit plain text goes into first DES instance which then converted into a 64 bit middle text using the first key and then it goes to second DES instance which gives 64 bit cipher text by using second key.
3. However double DES uses 112 bit key but gives security level of 2^{56} not 2^{112} and this is because of meet-in-the-middle attack which can be used to break through double DES.

Triple DES :

1. In triple DES, three stages of DES are used for encryption and decryption of messages.

4-32 W (CC-Sem-3 & 4)

Basic Cryptography

2. This increases the security of DES. Two versions of triple DES are :
- Triple DES with two keys :**
 - In triple DES with two keys, there are only two keys K_1 and K_2 . The first and the third stages use the key K_1 and the second stage uses K_2 .
 - The middle stage of triple DES uses decryption (reverse cipher) in the encryption site and encryption cipher in the decryption site.

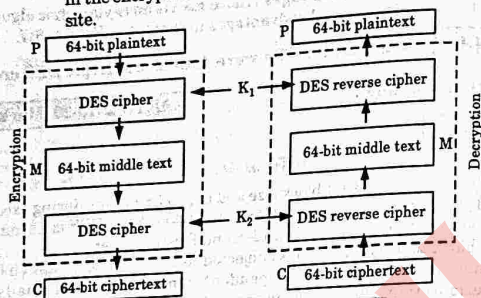


Fig. 4.44.1. Triple DES with two keys.

- Triple DES with three keys :**
 - This cipher uses three DES cipher stages at the encryption site and three reverse cipher at the decryption site.
 - The plaintext is first encrypted with a key K_1 , then encrypted with a second key K_2 and finally with a third key K_3 , where K_1 , K_2 and K_3 are all different.
 - Triple DES with three keys is used in PGP and S/MIME. Plaintext can be obtained by first decrypting the ciphertext with the key K_3 , then with K_2 and finally with K_1 .

$$P = D_{K_3} (D_{K_2} (D_{K_1} (C)))$$

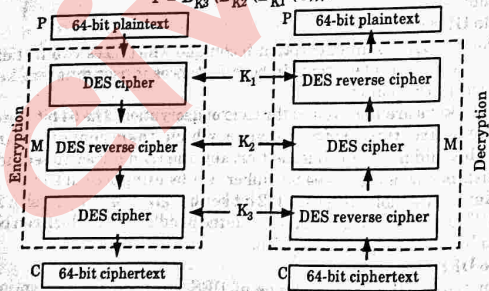


Fig. 4.44.2. Triple DES with three keys.

Computer System Security

4-33 W (CC-Sem-3 & 4)

Que 4.45. Write short note on secret key cryptography. Also list its advantages, disadvantages and examples.

AKTU 2019-20, Marks 10

Answer

- Secret key cryptography refers to cryptographic system that uses the same key to encrypt and decrypt data.
- This means that all parties involved have to know the key to be able to communicate securely i.e., decrypt encrypted messages to read them and encrypt messages they want to send.
- Therefore the key, being shared among parties, but having to stay secret to third parties in order to keep communications private is considered as a shared secret.

Advantages of secret key cryptography :

- It is efficient.
- In secret key cryptography, encrypted data can be transferred on the link even if there is a possibility that the data will be intercepted. Since there is no key transmitted with the data, the chances of data being decrypted are null.
- It uses password authentication to prove the receiver's identity.
- A system only which possesses the secret key can decrypt a message.

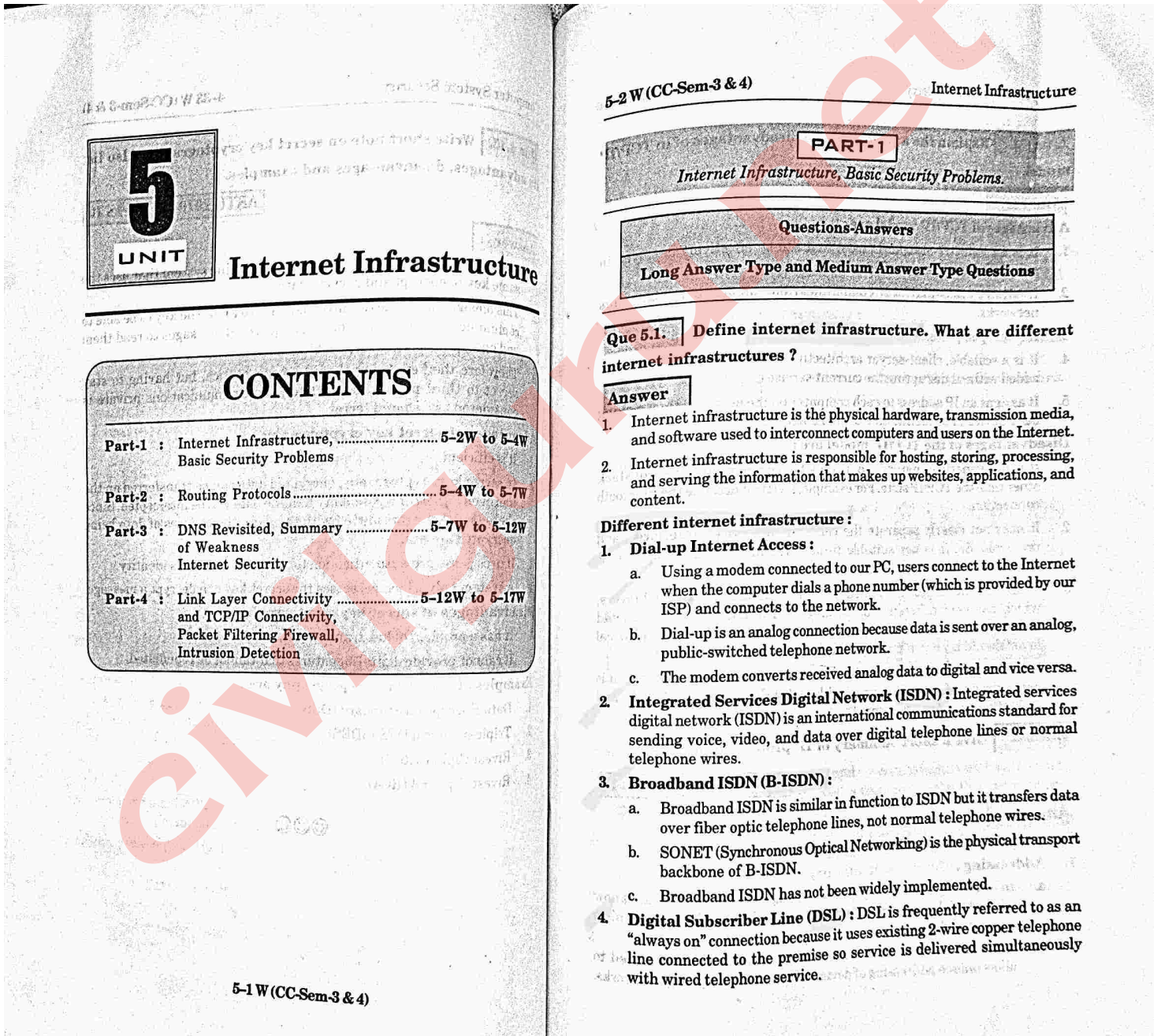
Disadvantages of secret key cryptography :

- It has a problem of key transportation.
- It cannot provide digital signatures that cannot be repudiated.

Examples of secret key cryptography are :

- Data Encryption Standard (DES)
- Triple-strength DES (3DES)
- Rivest Cipher (RC2)
- Rivest Cipher 4 (RC4)





Que 5.2. Explain the advantages and disadvantages of in TCP/IP model.

Answer

Advantages of TCP/IP model are :

1. It is an industry-standard model that can be effectively deployed in practical networking problems.
2. It allows cross-platform communications among heterogeneous networks.
3. It is an open protocol suite.
4. It is a scalable, client-server architecture. This allows networks to be added without disrupting the current services.
5. It assigns an IP address to each computer on the network, thus making each device to be identifiable over the network.

Disadvantages of the TCP/IP model are :

1. It is not generic in nature. So, it fails to represent any protocol stack other than the TCP/IP suite. For example, it cannot describe the Bluetooth connection.
2. It does not clearly separate the concepts of services, interfaces, and protocols. So, it is not suitable to describe new technologies in new networks.
3. It does not distinguish between the data link and the physical layers, which has very different functionalities. The data link layer should concern with the transmission of frames. On the other hand, the physical layer should lay down the physical characteristics of transmission.
4. It was originally designed and implemented for wide area networks. It is not optimized for small networks like LAN (Local Area Network) and PAN (Personal Area Network).

Que 5.3. Give a short summary of IP protocol functions.

AKTU 2019-20, Marks 10

Answer

Following are the functions of internet protocols :

1. **Addressing :**
 - a. In order to perform the job of delivering datagrams, IP must know where to deliver them to. For this reason, IP includes a mechanism for host addressing.
 - b. Since IP operates over internetworks, its system is designed to allow unique addressing of devices across arbitrarily large networks.

- c. It also contains a structure to facilitate the routing of datagrams to distant networks if required.
- d. Since most of the other TCP/IP protocols use IP, understanding the IP addressing scheme is of vital importance to understand TCP/IP.
2. **Data encapsulation and formatting / packaging :**
 - a. As the TCP/IP network layer protocol, IP accepts data from the transport layer protocols UDP and TCP.
 - b. It then encapsulates this data into an IP datagram using a special format prior to transmission.
3. **Fragmentation and reassembly :**
 - a. IP datagrams are passed down to the data link layer for transmission on the local network.
 - b. However, the maximum frame size of each physical/data link network using IP may be different.
 - c. For this reason, IP includes the ability to fragment IP datagrams into pieces so that they can each be carried on the local network.
 - d. The receiving device uses the reassembly function to recreate the whole IP datagram again.

PART-2

Routing Protocols

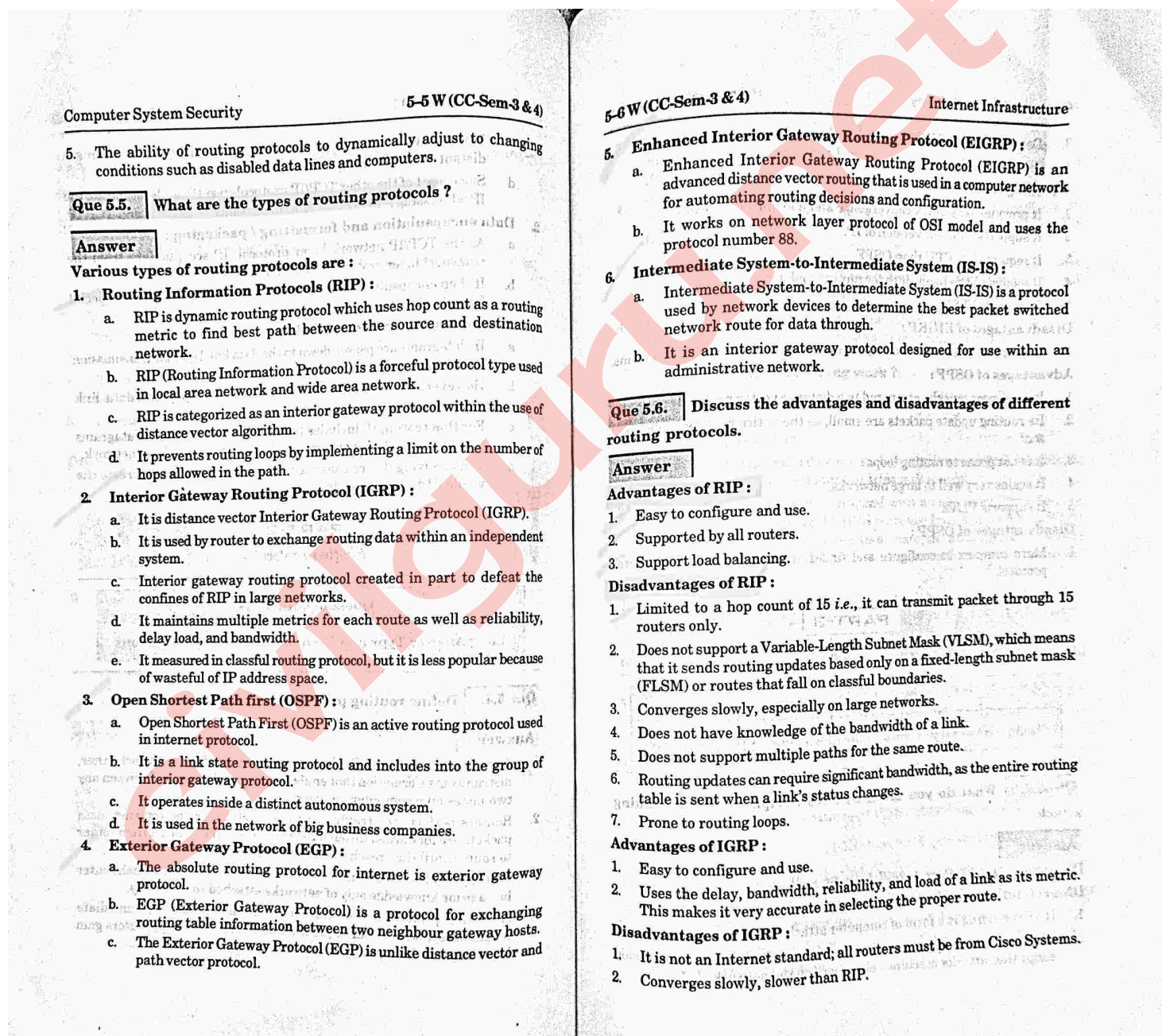
Questions-Answers

Long Answer Type and Medium Answer Type Questions

Que 5.4. Define routing protocols.

Answer

1. A routing protocol specifies how routers communicate with each other, distributing information that enables them to select routes between any two nodes on a computer network.
2. Routers perform the traffic directing functions on the Internet, data packets are forwarded through the networks of the internet from router to router until they reach their destination computer.
3. Routing algorithms determine the specific choice of route. Each router has a prior knowledge only of networks attached to it directly.
4. A routing protocol shares this information first among immediate neighbours, and then throughout the network. This way, routers gain knowledge of the topology of the network.



5. The ability of routing protocols to dynamically adjust to changing conditions such as disabled data lines and computers.

Que 5.5. What are the types of routing protocols ?

Answer

Various types of routing protocols are :

1. Routing Information Protocols (RIP) :

- a. RIP is dynamic routing protocol which uses hop count as a routing metric to find best path between the source and destination network.
- b. RIP (Routing Information Protocol) is a forceful protocol type used in local area network and wide area network.
- c. RIP is categorized as an interior gateway protocol within the use of distance vector algorithm.
- d. It prevents routing loops by implementing a limit on the number of hops allowed in the path.

2. Interior Gateway Routing Protocol (IGRP) :

- a. It is distance vector Interior Gateway Routing Protocol (IGRP).
- b. It is used by router to exchange routing data within an independent system.
- c. Interior gateway routing protocol created in part to defeat the confines of RIP in large networks.
- d. It maintains multiple metrics for each route as well as reliability, delay load, and bandwidth.
- e. It measured in classful routing protocol, but it is less popular because of wasteful of IP address space.

3. Open Shortest Path first (OSPF) :

- a. Open Shortest Path First (OSPF) is an active routing protocol used in internet protocol.
- b. It is a link state routing protocol and includes into the group of interior gateway protocol.
- c. It operates inside a distinct autonomous system.
- d. It is used in the network of big business companies.

4. Exterior Gateway Protocol (EGP) :

- a. The absolute routing protocol for internet is exterior gateway protocol.
- b. EGP (Exterior Gateway Protocol) is a protocol for exchanging routing table information between two neighbour gateway hosts.
- c. The Exterior Gateway Protocol (EGP) is unlike distance vector and path vector protocol.

5. Enhanced Interior Gateway Routing Protocol (EIGRP) :

- a. Enhanced Interior Gateway Routing Protocol (EIGRP) is an advanced distance vector routing that is used in a computer network for automating routing decisions and configuration.
- b. It works on network layer protocol of OSI model and uses the protocol number 88.

6. Intermediate System-to-Intermediate System (IS-IS) :

- a. Intermediate System-to-Intermediate System (IS-IS) is a protocol used by network devices to determine the best packet switched network route for data through.
- b. It is an interior gateway protocol designed for use within an administrative network.

Que 5.6. Discuss the advantages and disadvantages of different routing protocols.

Answer

Advantages of RIP :

- 1. Easy to configure and use.
- 2. Supported by all routers.
- 3. Support load balancing.

Disadvantages of RIP :

- 1. Limited to a hop count of 15 i.e., it can transmit packet through 15 routers only.
- 2. Does not support a Variable-Length Subnet Mask (VLSM), which means that it sends routing updates based only on a fixed-length subnet mask (FLSM) or routes that fall on classful boundaries.
- 3. Converges slowly, especially on large networks.
- 4. Does not have knowledge of the bandwidth of a link.
- 5. Does not support multiple paths for the same route.
- 6. Routing updates can require significant bandwidth, as the entire routing table is sent when a link's status changes.
- 7. Prone to routing loops.

Advantages of IGRP :

- 1. Easy to configure and use.
- 2. Uses the delay, bandwidth, reliability, and load of a link as its metric. This makes it very accurate in selecting the proper route.

Disadvantages of IGRP :

- 1. It is not an Internet standard; all routers must be from Cisco Systems.
- 2. Converges slowly, slower than RIP.

Computer System Security

5-7 W (CC-Sem-3 & 4)

- 3. Does not support VLSM.
- 4. Prone to routing loops.

Advantage of EIGRP :

- 1. It provides very quick convergence and a loop-free network.
- 2. It supports different version of IP.
- 3. It requires less CPU than OSPF.
- 4. It requires little bandwidth for routing updates.
- 5. It supports VLSM.

Disadvantages of EIGRP :

- 1. It is not an Internet standard; all routers must be from Cisco Systems.

Advantages of OSPF :

- 1. It converges quickly, compared to a distance vector protocol.
- 2. Its routing update packets are small, as the entire routing table is not sent.
- 3. It is not prone to routing loops.
- 4. It scales very well to large networks.
- 5. It supports VLSM.

Disadvantages of OSPF :

- 1. More complex to configure and understand than a distance vector protocol.

PART-3

DNS Revisited, Summary of Weakness of Internet Security,

Questions-Answers

Long Answer Type and Medium Answer Type Questions

Que 5.7. What do you mean by DNS ? Explain DNS rebinding attack.

Answer

DNS : Refer Q. 4.38, Page 4-28W, Unit-4.

DNS rebinding attack :

- 1. DNS rebinding is a form of computer attack.
- 2. In this attack, a malicious web page causes visitors to run a client-side script that attacks machines elsewhere on the network.

5-8 W (CC-Sem-3 & 4)

Internet Infrastructure

- 3. In this attack, the same-origin policy prevents this from happening, client-side scripts are only allowed to access content on the same host that served the script.
- 4. Comparing domain names is an essential part of enforcing this policy, so DNS rebinding circumvents this protection by misusing the Domain Name System (DNS).
- 5. This attack can be used to breach a private network by causing the victim's web browser to access computers at private IP addresses and return the results to the attacker.
- 6. It can also be employed to use the victim machine for spamming, distributed denial-of-service attacks, or other malicious activities.

Que 5.8. How DNS rebinding work ?

Answer

DNS rebinding works as :

- 1. The attacker registers a domain (such as attacker.com) and delegates it to a DNS server that is under the attacker's control.
- 2. The server is configured to respond with a very short Time-To-Live (TTL) record, preventing the DNS response from being cached. When the victim browses to the malicious domain, the attacker's DNS server first responds with the IP address of a server hosting the malicious client-side code.
- 3. For instance, they could point the victim's browser to a website that contains malicious JavaScript or Flash scripts that are intended to execute on the victim's computer.
- 4. The malicious client-side code makes additional accesses to the original domain name (such as attacker.com).
- 5. These are permitted by the same-origin policy. However, when the victim's browser runs the script it makes a new DNS request for the domain, and the attacker replies with a new IP address.
- 6. For instance, they could reply with an internal IP address or the IP address of a target somewhere else on the Internet.

Que 5.9. Discuss the features of DNS rebinding attack.

Answer

Features of DNS rebinding attacks :

- 1. Custom DNS server that allows rebinding the DNS name and IP address of the attacker's web server to the target victim machine's address.
- 2. HTTP server serves HTML pages and JavaScript code to targeted users and to manage the attacks.

3. Several sample attack payloads, ranging from grabbing the home page of a target application to performing remote code execution. These payloads can be easily adapted to perform new and custom attacks.
4. Supports concurrent users.
5. Provides several DNS rebinding strategies, including sequential mapping from the attacker to the target IP address and random mapping, to minimize the impact of IDS interfering with the attack.
6. A number of technical controls to maximize the reliability and speed of attacks :
 - a. Disabling HTTP keep alive, caching, DNS prefetching.
 - b. Aggressive DNS response TTLs.
7. Ability to allocate HTTP servers at startup or dynamically thereafter :
 - a. A convenience feature to avoid restarting singularity to listen on a different HTTP port.
 - b. To lay the ground work to attack vulnerable ports discovered after a scan.

Que 5.10. How can we prevent DNS rebinding attack ?

Answer

1. DNS rebinding attacks can be prevented by validating the Host HTTP header on the server-side to only allow a set of whitelisted values.
2. For services listening on the loopback interface, this set of whitelisted host values should only contain localhost and all reserved numeric addresses for the loopback interface, including 127.0.0.1.
3. For instance, let's say that a service is listening on address 127.0.0.1, TCP port 3000. Then, the service should check that all HTTP request Host header values strictly contain "127.0.0.1 : 3000" and/or "localhost : 3000".
4. If the host header contains anything else, then the request should be denied.
5. Depending on the application deployment model, we may have to whitelist other or additional addresses such as 127.0.0.2, another reserved numeric address for the loopback interface.
6. For services exposed on the network (and for any services in general), authentication should be required to prevent unauthorized access.
7. Filtering DNS responses containing private, link-local or loopback addresses, both for IPv4 and IPv6, should not be relied upon as a primary defense mechanism against DNS rebinding attacks.
8. Singularity can bypass some filters in certain conditions, such as responding with a localhost record when targeting an application via the Google Chrome browser.

Que 5.11. Explain key management protocol.

Answer

1. Key management protocol refers to the collection of processes used for the generation, storage, installation, transcription, recording, change, disposition, and control of keys that are used in cryptography.
2. It is essential for secure ongoing operation of any cryptosystem.
3. The various functions of key management protocol are :
 - a. **Generation** : This process involves the selection of a key that is used for encrypting and decrypting the messages.
 - b. **Distribution** : This process involves all the efforts made in carrying the key from the point where it is generated to the point where it is to be used.
 - c. **Installation** : This process involves getting the key into the storage of the device or the process that needs to use this key.
 - d. **Storage** : This process involves maintaining the confidentiality of stored or installed keys while preserving the integrity of the storage mechanism.
 - e. **Change** : This process involves ending with the use of the key and starting with the use of another key.
 - f. **Control** : This process refers to the ability to implement a directing influence over the content and use of the key.

Que 5.12. What are the advantages and disadvantages of key management protocol ?

Answer

Advantages :

1. In key management protocol, less than $N - 1$ keys are stored.
2. It is scalable.

Disadvantages :

1. It lacks authentication process and does not clearly define any process for revoking or refreshing keys.
2. The dynamic handshaking process prevents any form of data aggregation.
3. No support for collaborative operations.
4. No node is guaranteed to have common key with all of its neighbours there is a chance that some nodes are unreachable.
5. Fails to satisfy security requirement authentication and operational requirement accessibility.

Que 5.13. What are the security and operational requirements for key management protocol ?

Answer

Security and operational requirements for key management protocol :

1. **Confidentiality** : Nodes should not reveal data to any unintended recipients.
2. **Integrity** : Data should not be changed between transmissions due to environment or malicious activity.
3. **Data freshness** : Old data should not be used as new.
4. **Authentication** : Data used in decision making process should originate from correct source.
5. **Robustness** : When some nodes are compromised, the entire network should not be compromised.
6. **Self-organization** : Nodes should be flexible enough to be self-organizing (autonomous) and self-healing (failure tolerant).
7. **Availability** : Network should not fail frequently.
8. **Time synchronization** : Protocols should not be manipulated to produce incorrect data.
9. **Secure localization** : Nodes should be able to accurately and securely acquire location information.
10. **Accessibility** : Intermediate nodes should be able to perform data aggregation by combining data from different nodes.

Que 5.14. Write a short note on VPN and tunnel mode.

Answer

Virtual Private Network (VPN) :

1. A Virtual Private Network (VPN) is a technology that creates a safe and encrypted connection over a less secure network, such as the internet.
2. It is a way to extend a private network using a public network such as internet.
3. The name only suggests that it is Virtual private network i.e., user can be the part of local network sitting at a remote location.
4. It makes use of tunneling protocols to establish a secure connection.

Tunnel mode :

1. In IPsec tunnel mode, the original IP packet (IP header and the Data payload) is encapsulated within another packet.

2. In IPsec tunnel mode, the original IP Datagram is encapsulated with an Authentication Header (AH) or Encapsulating Security Protocol (ESP) header and an additional IP header.
3. The traffic between the two VPN Gateways appears to be from the two gateways (in a new IP datagram), with the original IP datagram is encrypted (in case of ESP) inside IPsec packet.

PART-4

Link Layer Connectivity and TCP/IP Connectivity, Packet Filtering Firewall, Intrusion Detection.

Questions-Answers

Long Answer Type and Medium Answer Type Questions

Que 5.15. Discuss link layer connection in TCP/IP model.

Answer

1. The link layer in the TCP/IP model is a descriptive field networking protocols that operate only on the local network segment (link) that a host is connected to. Such protocol packets are not routed to other networks.
2. The link layer includes the protocols that define communication between local (on-link) network nodes which fulfill the purpose of maintaining link states between the local nodes, such as the local network topology, and that usually use protocols that are based on the framing of packets specific to the link types.
3. The core protocols specified by the Internet Engineering Task Force (IETF) in this layer are the Address Resolution Protocol (ARP), the Reverse Address Resolution Protocol (RARP), and the Neighbour Discovery Protocol (NDP).
4. The link layer of the TCP/IP model is often compared directly with the combination of the data link layer and the physical layer in the Open Systems Interconnection (OSI) protocol stack. Although they are congruent to some degree in technical coverage of protocols, they are not identical.
5. In general, direct or strict comparisons should be avoided, because the layering in TCP/IP is not a principal design criterion and in general is considered to be harmful.

Que 5.16. Write short note on firewall.

Answer

1. A firewall defines a single choke point that keeps unauthorized users out of the protected network, prohibits potentially vulnerable services from entering or leaving the network, and provides protection from various kinds of IP spoofing and routing attacks.
2. The use of a single choke point simplifies security management because security capabilities are consolidated on a single system or set of systems.
3. A firewall provides a location for monitoring security-related events. Audits and alarms can be implemented on the firewall system.
4. A firewall is a convenient platform for several Internet functions that are not security related. These include a network address translator, which maps local addresses to Internet addresses, and a network management function that audits or logs Internet usage.
5. A firewall can serve as the platform for IPsec. Using the tunnel mode capability, the firewall can be used to implement virtual private networks.

Que 5.17: What is packet filtering firewall? Explain its advantage and disadvantage.

Answer

Packet filtering firewall:

1. Packet filtering firewall is a technique used to control network access by monitoring outgoing and incoming packets.
2. Packet filtering firewall allows packet to pass or halt based on the source and destination Internet Protocol (IP) address, protocols and ports.

Advantages :

1. They are simple, since a single rule is enough to indicate whether to allow or deny the packet.
2. They are transparent to the users i.e., the users need not know the existence of packet filters.
3. They operate at a fast speed as compared to other techniques.
4. The client computers need not be configured specially while implementing packet-filtering firewalls.
5. They protect the IP addresses of internal hosts from the outside network.

Disadvantages :

1. They are unable to inspect the application layer data in the packets and thus, cannot restrict access to FTP services.
2. It is a difficult task to set up the packet-filtering rules correctly.
3. They lack support for authentication and have no alert mechanisms.

4. Being stateless in nature, they are not well suited to application layer protocols.

Que 5.18: Write short note on telnet.

Answer

1. Telnet is a user command and an underlying TCP/IP protocol for accessing remote computers.
2. Through Telnet, an administrator or another user can access someone else's computer remotely.
3. With Telnet, we log on as a regular user with whatever privileges we may have been granted to the specific application and data on that computer.
4. At the Telnet client, a character that is typed on the keyboard is not displayed on the monitor, but, instead, is encoded as an ASCII character and transmitted to a remote Telnet server.
5. At the server, the ASCII character is interpreted as if a user had typed the character on the keyboard of the remote machine. If the keystroke results in any output, this output is encoded as (ASCII) text and sent to the Telnet client, which displays it on its monitor.
6. The output can be just the (echo of the) typed character or it can be the output of a command that was executed at the remote Telnet server.

Que 5.19: Explain briefly fragmentation at network layer.

Answer

1. Fragmentation is done by the network layer when the maximum size of datagram is greater than maximum size of data that can be held a frame i.e., it's Maximum Transmission Unit (MTU).
2. The network layer divides the datagram received from transport layer into fragments so that data flow is not disrupted.
3. It is done by network layer at the destination side and is usually done at routers.
4. Source side does not require fragmentation due to segmentation by transport layer i.e., the transport layer looks at datagram data limit and frame data limit and does segmentation in such a way that resulting data can easily fit in a frame without the need of fragmentation.
5. Receiver identifies the frame with the identification (16 bits) field in IP header. Each fragment of a frame has same identification number.
6. Receiver identifies sequence of frames using the fragment offset (13 bits) field in IP header.
7. An overhead at network layer is present due to extra header introduced due to fragmentation.

Que 5.20. Write short note on proxy firewall.

Answer

1. Proxy firewalls are the most secure types of firewalls, as they can limit which applications our network can support.
2. The enhanced security of a proxy firewall is because information packets do not pass through a proxy. Instead the proxy acts as an intermediary; computers make a connection to the proxy which then initiates a new network connection based on the request.
3. This prevents direct connections and packet transfer between either sides of the firewall, which makes it harder for intruders to discover where the location of the network is from packet information.
4. A firewall proxy provides internet access to computers on a network but is mostly deployed to provide safety or security by controlling the information going in and out of the network.
5. Firewall proxy servers filter, cache, log, and control requests coming from a client to keep the network secure and free of intruders and viruses.

Que 5.21. Write short note on intrusion detection.

Answer

1. Intrusion detection refers to the process of identifying attempts to penetrate a system and gain unauthorized access.
2. An intrusion detection system is a software/hardware designed to detect unwanted attempts at accessing of target application or system.
3. If an intrusion is detected quickly enough, the intruder can be identified and ejected from the system before any damage is done or any data are compromised.
4. Even if the detection is not sufficiently time to preempt the intruder, the sooner that the intrusion is detected, the less the amount of damage and more quickly recovery can be achieved.
5. An effective intrusion detection system can serve as a barrier to intrusions.
6. Intrusion detection enables the collection of information about intrusion techniques that can be used to strengthen the intrusion prevention facility.

Que 5.22. Briefly describe approaches for intrusion detection.

Answer

Two approaches for intrusion detection are :

1. **Statistical anomaly detection :** In this category, the behaviour of legitimate users is evaluated over some time interval. It can be achieved by two ways :

a. **Threshold detection :**

- i. In threshold detection, thresholds are defined for all users as a group, and the total numbers of events that are attributed to the user are measured against these threshold values.
- ii. The number of events is assumed to round upto a number that is most likely to occur, and if the event count exceeds this number, then intrusion is said to have occurred.

b. **Profile-based detection :**

- i. In profile-based detection, profiles for all users are created, and then matched with available statistical data to find out if any unwanted action has been performed.
- ii. A user profile contains several parameters. Therefore, change in a single parameter is not a sign of alert.

2. **Rule-based detection :** In this category, certain rules are applied on the actions performed by the users. It is classified into two types :

a. **Anomaly-based detection :**

- i. In anomaly-based detection, the usage patterns of users are collected, and certain rules are applied to check any deviation from the previous usage patterns.
- ii. The collected patterns are defined by the set of rules that includes past behaviour patterns of users, programs, privileges, time-slots, terminals, etc.
- iii. The current behaviour patterns of the user are matched with the defined set of rules to check whether there is any deviation in the patterns.

b. **Penetration identification :**

- i. In penetration identification, an expert system is maintained that looks for any unwanted attempts.
- ii. This system also contains rules that are used to identify the suspicious behaviour and penetrations that can exploit known weaknesses.

Que 5.23. What is domain name system and explain what is DNS cache poisoning ?

AKTU 2019-20, Marks 10

Answer

Domain name system :

1. The Domain Name System (DNS) is a hierarchical and decentralized naming system for computers, services, or other resources connected to the Internet or a private network.
2. It associates various information with domain names assigned to each of the participating entities.
3. The domain name system resolves the names of websites with their underlying IP addresses adding efficiency and even security in the process.
4. Web browsing and most other internet activities depend on DNS to quickly provide the information necessary to connect users to remote hosts.
5. DNS mapping is distributed throughout the internet in a hierarchy of authority.
6. For example, if we type www.google.com into a web browser, a server behind the scenes will map that name to the corresponding IP address, something similar in structure to 172.217.24.228.

DNS cache poisoning : DNS cache poisoning also known as 'DNS spoofing', is a form of computer security hacking in which corrupt domain name system data is introduced into the DNS resolver's cache causing the name server to return an incorrect result record. For example, an IP address.



Introduction
(2 Marks Questions)

1.1. Define computer security system.

Ans: Computer security is the protection of information systems from theft or disruption.

1.2. Why computer security is used ?

Ans: It is used :

1. To prevent theft of hardware.
2. To prevent theft of information.
3. To prevent disruption of service.

1.3. Define the term confidentiality, integrity and availability.

Ans: Confidentiality : Confidentiality is a set of rules that limits access to information.

Integrity : Integrity is the assurance that the information is trustworthy and accurate.

Availability : Availability is a guarantee of reliable access to the information by authorized people.

1.4. What are the goals of computer security system ?

Ans: Following are the goals of computer security system :

1. Integrity
2. Secrecy
3. Availability

1.5. What are the problems related with computer security ?

Ans: Problems related with computer security are :

1. Phishing
2. Vishing
3. Smishing
4. Pharming
5. Vulnerability
6. Exposures

1.6. What do you mean by phishing ?

Ans: Phishing is an attempt to obtain users sensitive information, including credit card details and banking information, by disguising

SQ-2 W (CC-Sem-3 & 4)

2 Marks Questions

as a trustworthy entity in an online communication (e-mail, social media, etc).

1.7. Define the term vishing and smishing.

ANS: **Vishing:** Vishing (voice phishing) is an attempt of fraudsters to persuade the victim to deliver personal information or transfer money over the phone.

Smishing: Smishing (SMS phishing) is any case where sent text messages attempt to make potential victims pay money or click on suspicious links.

1.8. What are the steps taken to protect computer system hardware ?

ANS: Five steps to protect computer system hardware are :

1. Install firewall
2. Install antivirus software
3. Install anti-spyware software
4. Use complex and secure passwords
5. Check on the security settings of the browser

1.9. Define security policies.

ANS: A security policy comprises of a set of objectives for the company, rules of behaviour for users and administrators, and requirements for system and management that collectively ensure the security of network and computer systems in an organization.

1.10. What are the different security models ?

ANS: Following are the different security models :

1. Lattice models
2. State machine model
3. Non-interference models
4. Bell-LaPadula confidentiality model
5. Biba integrity model
6. Clark-Wilson integrity model

1.11. What are the rules of Biba model ?

ANS: The rules of Biba model :

1. **Simple integrity rule (no read down) :** It states that a subject cannot read data from a lower integrity level.
2. **Star integrity rule (no write up) :** It states that a subject cannot write data to an object at a higher integrity level.
3. **Invocation property :** It states that a subject cannot invoke (call upon) a subject at a higher integrity level.

1.12. What are the components of Clark-Wilson integrity model ?

ANS: Components of Clark-Wilson model :

Computer System Security (2 Marks)

SQ-3 W (CC-Sem-3 & 4)

- i. **Subjects (users) :** These are active agents.
- ii. **Transformation Procedures (TPs) :** The software procedures such as read, write, modify that perform the required operation on behalf of the subject (user).
- iii. **Constrained Data Items (CDI) :** Data that can be modified only by TPs.
- iv. **Unconstrained Data Items (UDI) :** Data that can be manipulated by subjects via primitive read/write operations.
- v. **Integrity Verification Procedure (IVP) :** Programs that run periodically to check the consistency of CDIs with external reality. These integrity rules are usually defined by vendors.

1.13. What are security policies components ?

ANS: Following are security policies components :

1. Governing policies
2. End-user policies
3. Technical policies

1.14. What are various attacks used in computer security ?

ANS: Various attacks in computer security :

- i. Malware
- ii. Macro viruses
- iii. File infectors
- iv. System or boot-record infectors
- v. Stealth viruses
- vi. Trojans

1.15. Define the term server-side attack and insider attack.

ANS: **Server-side attack :** Server-side attacks are launched directly from an attacker (the client) to a listening service.

Insider attack : An insider attack is a malicious attack executed on a network or computer system by a person with authorized system access.

1.16. What is hijacking ?

ANS: Hijacking is a type of network security attack in which the attacker takes control of a communication.

1.17. What are the types of control hijacking ?

ANS: There are three types of control hijacking in computer security :

1. Buffer overflow attacks
2. Integer overflow attacks
3. Format string vulnerabilities

1.18. What is computer security problem ? What factors contribute to it ?

AKTU 2019-20, Marks 02

SQ-4 W (CC-Sem-3 & 4)

2 Marks Questions

ANS: Malware is major computer security problem. Computer security problem can be created by malware which can infect our computer, destroy our files, steal our data, or allow an attacker to gain access to our system without our knowledge or authorization. Examples of malware include viruses, worms, ransomware, spyware, and Trojan horses.

1.19. What is SQL injection ?

AKTU 2019-20, Marks 02

ANS: SQL injection is a code injection technique, used to attack data-driven applications, in which malicious SQL statements are inserted into an entry field for execution.



Computer System Security (2 Marks)

SQ-5 W (CC-Sem-3 & 4)



Confidentiality Policies (2 Marks Questions)

2.1. Define confidentiality policy.

ANS: A confidentiality policy is intended to protect secrets and prevent unauthorized disclosure of information. Specific mechanisms ensure confidentiality and safeguard data from harmful intruders.

2.2. Name the security model used in confidentiality policy.

ANS: Security model used in confidentiality policy is Bell-LaPadula confidentiality model.

2.3. Define Bell-LaPadula confidentiality model.

ANS: The Bell-LaPadula confidentiality model is a state machine-based multi-level security policy. This model was originally designed for military applications.

2.4. Define the term access control.

ANS: Access control is a way of limiting access to a system or to physical or virtual resources. In computing, access control is a process by which users are granted access and certain privileges to systems, resources or information.

2.5. What are the types of access control ?

ANS: Following are the types of access control :

1. Discretionary Access Control (DAC)
2. Mandatory Access Control (MAC)

2.6. Define DAC.

ANS: Discretionary Access Control (DAC) is a type of security access control that grants or restricts object access via an access policy determined by an object's owner.

2.7. What are the advantages of DAC ?

ANS: Following are the advantages of DAC :

1. User may transfer object ownership to another users
2. User may determine the access type of other users

SQ-6W (CC-Sem-3 & 4)

2 Marks Questions

2.8. What are the disadvantages of DAC ?

Ans: Following are the disadvantages of DAC :

1. Inherent vulnerabilities (Trojan horse)
2. Access control list maintenance
3. Grant and revoke permissions maintenance

2.9. What are the issues related with DAC ?

Ans: Issues related with DAC are :

1. Difficult to enforce a system-wide security policy.
2. Only support coarse-grained privileges.
3. Unbounded privilege escalation.

2.10. What is MAC ?

Ans: Mandatory access control is a type of access control by which the operating system constrains the ability of a subject to access or perform some sort of operation on an object.

2.11. What are the advantages of MAC ?

Ans: Advantages of MAC are :

1. It ensures a high degree of protection, prevent illegal flow of information.
2. It is suitable for military and high security types of applications.

2.12. What are the disadvantages of MAC ?

Ans: Disadvantages of MAC are :

1. It requires strict classification of subjects and objects.
2. It is applicable to few environments.

2.13. Define confinement problem.

Ans: The confinement problem is the problem of preventing a server from leaking information that the user of the service considers confidential. The confinement problem deals with preventing a process from taking disallowed actions.

2.14. What are the types of Unix user ID ?

Ans: Types of Unix user ID are :

1. Real user ID
2. Effective user ID
3. Saved user ID

2.15. Define real user ID.

Ans: Real user ID defines that which files the process has access to. It is account of owner of the process.

2.16. Define effective user ID.

Computer System Security (2 Marks)

SQ-7W (CC-Sem-3 & 4)

Ans: Effective user ID is same as real user ID, but sometimes it is changed to enable a non-privileged user to access files that can only be accessed by root.

2.17. Define saved user ID.

Ans: Saved user ID is a user ID used when a process is running with elevated privileges (generally root) needs to do some under-privileged work; this can be achieved by temporarily switching to non-privileged account.

2.18. What are confinement techniques ?

Ans: Following are the various confinement techniques :

1. Chroot (change root)
2. Jailkits
3. FreeBSD jail
4. System call interposition

2.19. What are the types of VM based isolation ?

Ans: Following are the types of Virtual Machine based isolation :

1. Process virtual machines
2. System virtual machines (Hypervisor virtual machines)
3. Hosted virtual machines
4. Hardware virtual machine

2.20. Define rootkit.

Ans: A rootkit is a computer program designed to provide continued privileged access to a computer while hiding its presence. Rootkit is a collection of tools that enabled administrator-level access to a computer or network.

2.21. What is the purpose of rootkits ?

Ans: The purpose of a rootkit is for a malware to give its owner, a permanent, hidden remote access to our computer. To avoid detection, they tamper with the system to conceal the presence of the malware and its activities.

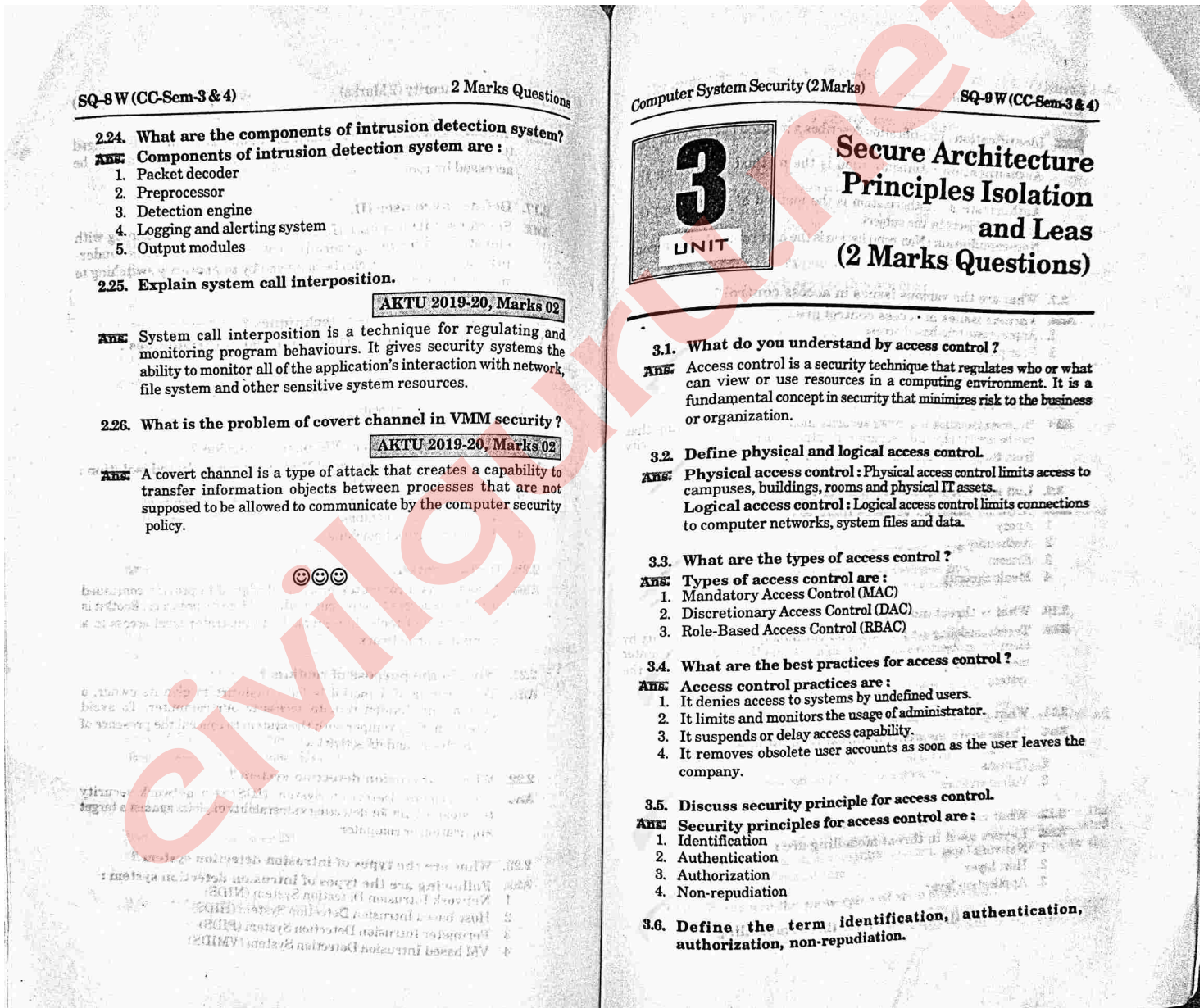
2.22. What is intrusion detection system ?

Ans: An Intrusion Detection System (IDS) is a network security technology built for detecting vulnerability exploits against a target application or computer.

2.23. What are the types of intrusion detection system ?

Ans: Following are the types of intrusion detection system :

1. Network Intrusion Detection System (NIDS)
2. Host-based Intrusion Detection System (HIDS)
3. Perimeter Intrusion Detection System (PIDS)
4. VM based Intrusion Detection System (VMIDS)



SQ-10 W (CC-Sem-3 & 4)

2 Marks Questions

ANS: Identification : Identification describes a method of ensuring that a subject is the entity it claims to be.
Authentication : Authentication is the method of proving the subjects identity.
Authorization : Authorization is the method of controlling the access of objects by the subject.
Non-repudiation : Non-repudiation is the assurance that someone cannot deny something.

3.7. What are the various issues in access control ?

ANS: Various issues in access control are :

1. Appropriate role-based access
2. Poor password management
3. Poor user education

3.8. What do you understand by browser isolation ?

ANS: Browser isolation is a cyber security model for web browsing that can be used to physically separate an internet user's browsing activity from their local machine, network and infrastructure.

3.9. List some browser isolation vendors.

ANS: Browser isolation vendors include :

1. Apozy
2. Authentic
3. Ericom
4. Menlo Security

3.10. What is threat modelling ?

ANS: Threat modeling is a procedure for optimizing network security by identifying objectives and vulnerabilities, and then defining counter measures to prevent, or mitigate the effects of, threats to the system.

3.11. What are the elements of threat modelling ?

ANS: Three main elements of threat modelling are :

1. Assets
2. Threats
3. Vulnerabilities

3.12. What are the layers used in threat modelling ?

ANS: Layers used in threat modelling are :

1. Network layer
2. Host layer
3. Application layer

3.13. What are the steps used for threat modelling ?

Computer System Security (2 Marks)

SQ-11 W (CC-Sem-3 & 4)

ANS: Steps used for threat modelling are :

1. Identify the assets
2. Describe the architecture
3. Break down the applications
4. Identify the threats
5. Document and classify the threats
6. Rate the threats

3.14. What are major web server threats ?

ANS: Major web server threats are :

1. Injection flaws
2. Broken authentication
3. Sensitive data exposure
4. Cross-Site Request Forgery (CSRF)
5. Man-in-the-Middle Attack (MITM)
6. Phishing attack

3.15. What are the methods of CSRF mitigation ?

ANS: Methods of CSRF mitigation are :

1. Logging off web applications when not in use.
2. Securing usernames and passwords.
3. Not allowing browsers to remember passwords.
4. Avoiding simultaneously browsing while logged into an application.

3.16. How can we develop secure software ?

ANS: Secure software can be developed by :

1. Sanitize inputs at the client side and server side.
2. Encode request/response.
3. Use HTTPS for domain entries.
4. Use only current encryption and hashing algorithms.
5. Do not allow for directory listing.

3.17. How to avoid limitation in threat models ?

ANS: We can avoid limitation in threat models by :

1. Making more explicit and formalized threat models to understand possible weaknesses.
2. Making simpler and more general threat models.
3. Making less assumption to design a better threat model.

3.18. What is penetration testing ?

ANS: Penetration testing is an internal inspection of applications and operating systems for security flaws. It is an authorized simulated cyber-attack on a computer system, performed to evaluate the security of the system.

3.19. What are the principles of secure design ?

AKTU 2019-20, Marks 02

SQ-12 W (CC-Sem-3 & 4)

2 Marks Questions

Ans. Fundamental principles of secure design are confidentiality, integrity and availability.

3.20. What are difference between discretionary access control and mandatory access control ?

AKTU 2019-20, Marks 02

Ans.

S.No.	Discretionary access control	Mandatory access control
1.	A type of access control in which the owner of a resource restricts access to the resource based on the identity of the users.	A type of access control that restricts the access to the resources based on the clearance of the subjects.
2.	Access is determined by owner.	Access is determined by the system.
3.	More flexible.	Less flexible.
4.	Not as secure as MAC.	More secure.

3.21. What is web security ?

AKTU 2019-20, Marks 02

Ans. Web security is also known as cyber security. It basically means protecting a website or web application by detecting, preventing and responding to cyber threats.



Computer System Security (2 Marks)

SQ-13 W (CC-Sem-3 & 4)



Basic Cryptography (2 Marks Questions)

4.1. What do you mean by cryptography ?

Ans. Cryptography is defined as the conversion of data into a scrambled code that can be decrypted and sent across a public or private network. It is the science and art of creating secret codes.

4.2. What are the different factors on which cryptography depends ?

Ans. Following are the different factors on which cryptography depends :

1. Plaintext
2. Encryption algorithm
3. Ciphertext
4. Decryption algorithm

4.3. What are the different security attacks ?

Ans. Following are the two types of security attacks :

1. **Passive attacks :** Passive attacks are those attacks where the attacker indulges in monitoring of data transmission.
2. **Active attacks :** Active attacks are those attacks where the attackers attempt to make change to data.

4.4. Distinguish between an active and passive attack.

Ans.

S.No.	Active attack	Passive attack
1.	Access and modify information.	Access information.
2.	System is harmed.	No harm to system.
3.	Easy to detect than prevent.	Difficult to detect than prevent.
4.	Threat to integrity, availability.	Threat to confidentiality.

4.5. What are the requirements for the use of a public key certificates scheme ?

SQ-14 W (CC-Sem-3 & 4)

2 Marks Questions

ANS: Requirements for the use of a public key certificates scheme are :

1. Any participant can read a certificate to determine the name and public key of the certificate's owner.
2. Any participant can verify that the certificate originated from the certificate authority and is not fake.
3. Only the certificate authority can create and update certificates.
4. Any participant can verify the currency of the certificate.

4.6. Give the ingredients of public key encryption scheme.

ANS: Ingredients of public key encryption scheme are :

- i. Plain text
- ii. Encryption algorithm
- iii. Public and private keys
- iv. Ciphertext
- v. Decryption algorithm

4.7. What do you mean by RSA ?

ANS: RSA is asymmetric cryptography algorithm where the encryption key is public and it is different from the decryption key which is kept secret.

4.8. What requirements should a digital signature scheme satisfy ?

ANS: Following are the requirements for digital signature are :

1. The signature must be a bit pattern that depends on the message being signed.
2. The signature must use some information unique to the sender, to prevent both forgery and denial.
3. Production of digital signature must be easy.

4.9. Explain briefly the two different approaches of digital signature.

ANS: Two different approaches of digital signature are :

1. RSA : RSA is used for encryption and decryption.
2. DSA : DSA (Digital Signature Algorithm) is used for signing/verification.

4.10. Define hash algorithm.

ANS: A hash algorithm is a function that converts a data string of variable length into a numeric output string of fixed length. Hash algorithms are designed to be collision-resistant, hence there is a very low probability that the same string would be created for different data.

4.11. Write down the security services provided by a digital signature.

Computer System Security (2 Marks)

SQ-15 W (CC-Sem-3 & 4)

ANS: Security services provided by digital signature are :

- i. Message authentication
- ii. Message integrity
- iii. Non-repudiation
- iv. Confidentiality

4.12. What are the drawbacks of digital signature ?

ANS: Drawbacks of digital signature are :

- i. Association of digital signature and trusted time stamping.
- ii. Non-repudiation.

4.13. Define symmetric key cryptography.

ANS: Symmetric key cryptography is a shared secret key between two parties. It is more efficient for enciphering large messages. Its strength rests with the key distribution technique.

4.14. Define S/MIME.

ANS: S/MIME (Secure Multi-Purpose Internet Mail Extensions) is a standard for public key encryption and signing of MIME data. S/MIME is a secure method of sending e-mail that uses the RSA encryption system.

4.15. What do you mean by mail security ?

ANS: Mail security refers to the collective measures used to secure the access and content of an email account or service. It allows an individual or organization to protect the overall access to one or more email addresses/accounts.

4.16. Write down the different ways the public key can be distributed.

ANS: Different ways the public key can distributed are :

- i. Public announcement
- ii. Publicly available directory
- iii. Public key authority

4.17. What do you understand by Pretty Good Privacy algorithm ?

ANS: PGP is an encryption algorithm that provides cryptographic privacy and authentication for data communication.

4.18. Give the services provided by PGP.

ANS: Service provided by PGP :

- i. Authentication
- ii. Confidentiality
- iii. Compression
- iv. Segmentation and reassembly
- v. Signature component
- vi. Message component

SQ-16 W (CC-Sem-3 & 4)

2 Marks Questions

4.19. Differentiate between public key and private key.

ANS:

S.No.	Public key	Private key
1.	It is use to encrypt the message.	It is use to decrypt the message.
2.	Distributed freely and openly.	Protected by owner.
3.	It is used to verify signatures.	It is used to sign signatures.

4.20. What is IP security ?

ANS: IP Security (IPSec) is a collection of protocols designed by the Internet Engineering Task Force (IETF) to provide security for a packet at the network layer.

4.21. Explain intrusion detection.

ANS: Intrusion detection refers to the process of identifying attempts to penetrate a system and gain unauthorized access. An intrusion detection system is a software/hardware designed to detect unwanted attempts at accessing of target application or system.

4.22. What are the functional areas of IPsec ?

ANS: Functional areas of IPsec are :

- i. Authentication
- ii. Confidentiality
- iii. Key management

4.23. What are the services provided by IPsec ?

ANS: Services provided by IPsec are :

- i. Access control
- ii. Connectionless integrity
- iii. Data origin authentication
- iv. Confidentiality
- v. Limited traffic flow confidentiality

4.24. Describe briefly the security policy database.

ANS: Security policy database specifies the policies that determine the disposition of all IP traffic inbound or outbound from a host or a security gateway.

4.25. Describe briefly the purpose of SET protocol.

ANS: Purpose of SET protocol :

- i. Provide confidentiality of payment and ordering information.
- ii. It facilitates and encourages interoperability among software and network providers.
- iii. It ensures the integrity of all transmitted data.

Computer System Security (2 Marks)

SQ-17 W (CC-Sem-3 & 4)

4.26. What is the function of DNS rebinding defense ?

ANS: Function of DNS rebinding defense are :

- i. Browser mitigation
- ii. Server-side defenses
- iii. Firewall defenses

4.27. Name the protocol defined by IPsec.

ANS: Protocols defined by IPsec are :

1. Authentication Header (AH)
2. Encapsulating Security Payload (ESP)

4.28. What is encryption and decryption ?

AKTU 2019-20, Marks 02

ANS: Encryption : It is the process of translating plain text data (plaintext) into something that appears to be random and meaningless (ciphertext).

Decryption : It is the process of converting ciphertext back to plaintext. To encrypt more than a small amount of data, symmetric encryption is used.



SQ-18 W (CC-Sem-3 & 4)

2 Marks Questions

5 UNIT

Internet Infrastructure (2 Marks Questions)

5.1. What is internet infrastructure ?

Ans: Internet infrastructure is a collective term for all hardware and software systems that constitute essential components in the operation of the Internet.

5.2. What are the components of network infrastructure ?

Ans: Network infrastructure includes :

1. Network hardware
2. Network software
3. Network services

5.3. What is routing ?

Ans: Routing is the process of selecting a path for traffic in a network or between or across multiple networks. Routing is performed in many types of networks, including circuit-switched networks, such as the Public Switched Telephone Network (PSTN), and computer networks, such as the Internet.

5.4. What are the impacts of attack on router ?

Ans: Impacts of attacks on routers are :

1. Traffic redirection
2. Traffic sent to a routing black hole
3. Router denial-of-service (DoS)
4. Unauthorized route prefix origination

5.5. What are the main functions of link layer ?

Ans: Main functions of link layer are :

1. It handles problems that occur as a result of bit transmission errors.
2. It ensures data flows at a pace that does not overwhelm sending and receiving devices.
3. It permits the transmission of data to upper layer, the network layer, where it is addressed and routed.

5.6. What do you understand by TCP/IP ?

Computer System Security (2 Marks)

SQ-19 W (CC-Sem-3 & 4)

Ans: Transmission Control Protocol/Internet Protocol (TCP/IP) is the language a computer uses to access the internet. It consists of a suite of protocols designed to establish a network of networks to provide a host with access to the internet.

5.7. What is firewall ?

Ans: Firewall is a network device that isolates organization's internal network from larger outside network/Internet. It can be hardware, software, or combined system that prevents unauthorized access to or from internal network.

5.8. What are various types of firewall ?

Ans: Types of firewall are :

1. Packet filtering
2. Stateful packet filtering
3. Application level gateways

5.9. What is packet filtering ?

Ans: Packet filtering firewall is a technique used to control network access by monitoring outgoing and incoming packets.

5.10. What is application level gateway ?

Ans: Application level gateway is a firewall which is capable of inspecting application level protocols. This requires the firewall to understand certain specific application protocols.

5.11. Write disadvantages of packet filtering.

Ans: Disadvantages of packet filtering are :

1. The packet filtering rules tend to be hard to configure. We need a lot of expertise and proper strategy to configure it right.
2. Once it is configured, it is difficult to comprehensively test and verify whether it is working correctly or not.
3. It is a stateless machine. It does not remember the state of the previous packet. Stateless packet filters are vulnerable to attacks.

5.12. Write advantages of packet filtering.

Ans: The main advantage of the packet filtering :

1. A strategically placed packet filtering firewall can protect the entire network.
2. Packet filtering is available in routers.

5.13. What are intrusion detection models ?

Ans: Intrusion detection model are :

1. Misuse detection model
2. Anomaly detection model

SQ-20 W (CC-Sem-3 & 4)

2 Marks Questions

5.14. What are the difference between HTTPs, SSL and TLS ?

AKTU 2019-20, Marks 02

ANS

S.No.	HTTPs	SSL	TLS
1.	It is hypertext transfer protocol with secure.	It is secure socket layer.	It is transport layer security.
2.	It is secure and reliable.	The SSL versions are less secure.	TLS is more secure than SSL.
3.	It uses port number 443 by default.	It uses port number 25.	It uses port number 465.

5.15. Give three benefits of IPsec. AKTU 2019-20, Marks 02

ANS: Benefits of IPsec :

1. Reduced key negotiation overhead and simplified maintenance by supporting the Internet Key Exchange (IKE) protocol.
2. Good compatibility.
3. Encryption on per-packet rather than per-flow basis.

Computer System Security

SP-1 W (CC-Sem-3 & 4)

B.Tech.

(SEM. III) ODD SEMESTER THEORY EXAMINATION, 2019-20
COMPUTER SYSTEM SECURITY

Time : 3 Hours

Max. Marks : 100

Note: 1. Attempt all Section.

Section-A

1. Answer all questions in brief. (2 x 10 = 20)

a. What is computer security problem ? What factors contribute to it ?

ANS: Refer Q. 1.18, Page SQ-3W, Unit-1, Two Marks Questions.

b. What is encryption and decryption ?

ANS: Refer Q. 4.28, Page SQ-17W, Unit-2, Two Marks Questions.

c. What are the principles of secure design ?

ANS: Refer Q. 3.19, Page SQ-11W, Unit-3, Two Marks Questions.

d. What are the difference between HTTPs, SSL and TLS ?

ANS: Refer Q. 5.14, Page SQ-20W, Unit-5, Two Marks Questions.

e. Explain system call interposition ?

ANS: Refer Q. 2.25, Page SQ-8W, Unit-2, Two Marks Questions.

f. What are difference between discretionary access control and mandatory access control ?

ANS: Refer Q. 3.20, Page SQ-12W, Unit-3, Two Marks Questions.

g. What is web security ?

ANS: Refer Q. 3.21, Page SQ-12W, Unit-3, Two Marks Questions.

h. Give three benefits of IPsec.

ANS: Refer Q. 5.15, Page SQ-20W, Unit-5, Two Marks Questions.

i. What is SQL injection ?

ANS: Refer Q. 1.19, Page SQ-4W, Unit-1, Two Marks Questions.

j. What is the problem of covert channel in VMM security ?

ANS: Refer Q. 2.26, Page SQ-8W, Unit-2, Two Marks Questions.

Section-B

2. Answer any three of the following : (3 x 10 = 30)

a. What is an intrusion detection system ? What are the difficulties in anomaly detection ?

ANS: Refer Q. 2.28, Page 2-18W, Unit-2.

b. Why is security hard ?

ANS: Refer Q. 2.29, Page 2-18W, Unit-2.

c. What is Access Control list (ACL) and also define what are the technologies used in access control ?

- ANS:** Refer Q. 2.30, Page 2-19W, Unit-2.
- d. What is cross site request forgery and what are defenses against it ?
- ANS:** Cross site request forgery : Refer Q. 3.24, Page 3-21W, Unit-3. Defense against cross site request forgery : Refer Q. 3.25, Page 3-22W, Unit-3.
- e. Explain SSL encryption. What are the steps involved in SSL server authentication?
- ANS:** Refer Q. 4.42, Page 4-30W, Unit-4.

Section-C

3. Answer any one part of the following : (10 × 1 = 10)
- a. What are asymmetric algorithms ? Give their advantages, disadvantages.
- ANS:** Refer Q. 4.43, Page 4-31W, Unit-4.
- b. Why do cyber criminals want to own machines ?
- ANS:** Following are the reasons why cyber criminals want to own machines :
- To infect it with malware :
 - Many smartphone users assume they can stay safe from malware and other threats by installing antivirus on their phones and being extra careful about the websites they visit.
 - They typically do not expect their phones to have malware out of the box.
 - To eavesdrop on calls :
 - People use their phones to discuss business plans, talk about their travel.
 - So, criminals want to break in and listen, whether to case a target.
 - To steal money :
 - Ransomware attacks cause headaches for computer users by making the affected machines lock up or holding files hostage until people pay the ransom to restore access.
 - Even then, paying does not guarantee a return to proper functionality.
 - To blackmail people :
 - The crime of blackmail threat actors recognize that the small computer in people's pockets and purses likely has more personal information stored in it than a desktop or laptop. They are able to first cut people off from accessing their phones before then threatening to leak the information they find.
 - To get payment information :
 - E-wallets, which store payment information inside smartphone apps so people do not have to carry real credit or debit cards, are convenient.
 - However, their rising popularity has given hackers another reason to target phones.

4. Answer any one part of the following : (10 × 1 = 10)
- a. What is DES ? Why were double and triple DES created and what are they ?
- ANS:** Refer Q. 4.44, Page 4-31W, Unit-4.
- b. Write short notes on Software Fault Isolation (SFI) i. Goal and solution, ii. SFI approach.
- ANS:** Refer Q. 2.31, Page 2-20W, Unit-2.
5. Answer any one part of the following : (10 × 1 = 10)
- a. Give a short summary of IP protocol functions.
- ANS:** Refer Q. 5.3, Page 5-3W, Unit-5.
- b. What is control hijacking with an example ? Explain the term of buffer overflow in control hijacking.
- ANS:** Refer Q. 1.20, Page 1-15W, Unit-1.
6. Answer any one part of the following : (10 × 1 = 10)
- a. How are the different approaches to use Virtual OS on desktop ?
- ANS:** Following are different approaches to use Virtual OS on desktop :
- A. Shared kernel :
- A single operating system kernel supports multiple virtual systems.
 - Each virtual system has its own root file system.
 - Because all virtual machines share the same operating system kernel, the libraries and utilities executed by these virtual machines are compiled for the same hardware and instruction set as the physical machine on which the virtual systems are running.

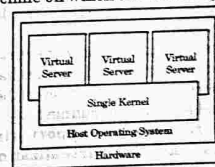


Fig. 1.

- B. Guest OS :
- Virtual machines run within an application that is running as a standard application under the operating system that executes on the physical host system.
 - This application manages the virtual machines, mediates access to the hardware resources on the physical host system, and intercepts and handles any privileged or protected instructions issued by the virtual machines.
 - Fig. 2 illustrates this approach to virtualization.
 - This type of virtualization typically runs virtual machines whose operating system, libraries, and utilities have been compiled for the same type of processor and instruction set as the physical machine on which the virtual systems are running.

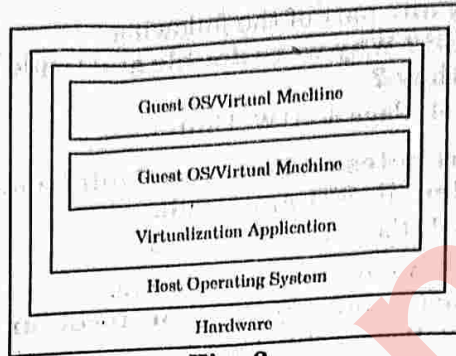


Fig. 2.

C. Hypervisor :

1. A hypervisor is a low-level virtual machine monitor that loads during the boot process, before the virtual machines, and runs directly on the physical hardware, as shown in Fig. 3.

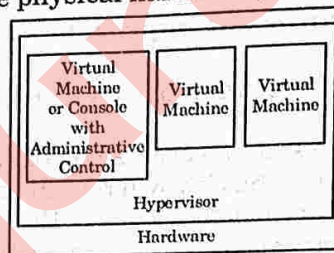


Fig. 3.

2. The hypervisor handles requests for access to hardware resources on the physical host system, traps and handles protected or privileged instructions, and so on.
3. Hypervisor-based virtualization runs virtual machines whose operating system, libraries, and utilities have been compiled for the same hardware and instruction set as the physical machine on which the virtual systems are running.
4. Hypervisors are used to support virtual machines in "paravirtualization," "full virtualization," and "hardware virtualization" environments.

b. Write short note on secret key cryptography. Also list its advantages, disadvantages and examples.

Ans: Refer Q. 4.45, Page 4-33W, Unit-4.

7. Answer any one part of the following : (10 × 1 = 10)

a. What is domain name system and explain what is DNS cache poisoning ?

Ans: Refer Q. 5.23, Page 5-16W, Unit-5.

b. Write short notes on following :

i. Cross site scripting,

ii. Why is HTTPs not used for all web traffic ?

Ans: Refer Q. 3.29, Page 3-24W, Unit-3.

